

2008 VIRGINIA GENERAL ASSEMBLY CONSERVATION

# SCORECARD



*Dear Virginia Conservation Voter,*

As we look back at the 2008 General Assembly session, it becomes apparent that, though Virginia clearly has a long way to go toward becoming a “green” state, conservation is developing into a priority in the minds of more and more legislators. This session was marked by significant pro-active steps forward and major grassroots success despite clear reminders that there is still more to do in order to create the natural and political landscape that the majority of Virginians want.

Our annual Scorecard is a valuable accountability tool. We use it to illustrate the voting performance of each legislator but we also use it as an educational instrument to help citizens make the connection between the natural resources they cherish and the legislative process that shapes environmental policy. Elected officials at every level, the media, and voters use the Scorecard to gauge Virginia’s progress in advancing citizen involvement, energy, air, land use, transportation, and water priorities.

As in all evaluative metrics, however, there are high and low scores. Individuals who may not have achieved a score worth bragging about may be inclined to defend their actions by pointing critically to VALCV’s decision-making process. Our process is very comprehensive. Once the conservation community takes a position on a bill, VALCV communicates that position by sending memos to every legislator prior to the vote and maintains a current bill chart on our web site. We also personally visit legislators to lobby priority legislation and we testify in key committees.

We acknowledge that the very nature of the legislative process makes it difficult to accurately portray a legislator’s support for conservation. Not all votes can be used on the Scorecard. Some bills are killed in House subcommittees without recorded votes. Some bills change their stripes so that they no longer resemble their original versions. Some bills enjoy unanimous support and do not reflect meaningful votes. To attempt to balance the limitations of the votes, we began to include a bill patron “extra credit” chart a few years ago to benefit legislators who went out of their way to introduce conservation-friendly legislation. Still, many legislators’ efforts that require hours of negotiations behind the scenes and heroic leadership in the face of powerful opposition are not reflected in a Scorecard. Unfortunately, space limitations prevent us from writing narrative profiles in courage for those champions.

As a nonpartisan organization we evaluate voting performance on policy – not politics. In calculating the 100% scoring legislators for the 2008 regular session, we are proud to have reached an unprecedented number of 41 Legislative Heroes. This year most of them are Democrats; last year most of them were Republicans. Their cumulative scores are the most accurate reflection of performance. Next session leads into another House election year and we will again strive to make conservation a top legislative priority. Achieving a conservation majority in the General Assembly is a worthy and attainable goal but one that we could not attempt without your generous support. Together we are indeed preserving Virginia’s natural landscape by changing Virginia’s political landscape.

*Lisa M. Guthrie*

Lisa M. Guthrie  
Executive Director, Virginia League of Conservation Voters

# Virginia League of Conservation Voters

## Our Purpose

The Virginia League of Conservation Voters (VALCV) is the non-partisan political action arm of Virginia’s conservation community. VALCV takes its franchise from the local, regional and state conservation groups that define our issues and priorities. Because most of these groups have a 501(c)(3) non-profit status, and therefore cannot engage in electoral politics, we undertake that effort on their behalf.

VALCV’s mission is to preserve and enhance the quality of life for all Virginians by making conservation a top priority with Virginia’s elected officials, political candidates and voters.

The 2008 General Assembly session showed that our legislative priorities extend beyond the typical environmental areas of concern like air and water quality. Legislation targeting land use and transportation reform as well as the promotion of energy efficiency came before lawmakers for their consideration this session. Legislation addressing legislative accountability and citizen involvement in government was also a top priority. This legislation has a sweeping impact on the quality of life all Virginians are able to enjoy.

We believe that environmentally concerned citizens represent a huge potential force in electoral politics. Too often, candidates for elected office are not asked by the public or the media to articulate their positions on conservation issues. Yet conservation concerns such as sprawl, the quality of our drinking water, the disposal of our waste, and the sanctity of our remaining open spaces continue to be important issues to voters.

*By picking up this Scorecard, you  
have taken an important step toward  
protecting Virginia’s environment.*

## A Proud Tradition Worth Preserving

We Virginians cherish our heritage. We also love our land. We all want clean air, clean water, protection of our farmland and forests, and preservation of our historical landmarks.

Too often, however, our government has allowed our history to be paved over, our air and waters to become polluted, and our productive land to be wasted by poorly planned development.

Virginia deserves elected officials who are responsive to the people and the needs of the environment.

We must urge our elected officials to accept the challenge to protect Virginia’s natural resources, our abundant wildlife, and our irreplaceable historic sites. Virginians care about the integrity of the Commonwealth that is left to our children; our elected officials should too.



# Legislative Heroes


Our Legislative Heroes show special dedication to conservation priorities. One senator and 40 delegates voted the right way on the bills VALCV selected for the 2008 Scorecard. These legislators deserve a special show of support for their hard work, integrity, and dedication to environmental concerns.



Senator R. Edward Houck (Spotsylvania), 17th Senate District



Delegate Kenneth C. Alexander (Norfolk), 89th House District



Delegate Clifford L. Athey, Jr. (Front Royal), 18th House District



Delegate Mamy E. BaCote (Newport News), 95th House District



Delegate William K. Barlow (Smithfield), 65th House District



Delegate Joseph F. Bouchard (Virginia Beach), 83rd House District



Delegate Robert H. Brink (Arlington), 48th House District




Delegate David L. Bulova (Fairfax), 37th House District




Delegate C. Charles Caputo (Chantilly), 67th House District



Delegate Rosalyn R. Dance (Petersburg), 63rd House District




Delegate Adam P. Ebbin (Arlington), 49th House District




Delegate Albert C. Eisenberg (Arlington), 47th House District




Delegate David L. Englin (Alexandria), 45th House District



Delegate Jeffrey M. Frederick (Woodbridge), 52nd House District



Delegate Franklin P. Hall (Richmond), 69th House District



Delegate Algie T. Howell (Norfolk), 90th House District



Delegate Robert D. Hull (Falls Church), 38th House District



Delegate Dwight C. Jones (Richmond), 70th House District




Delegate Lynwood W. Lewis, Jr. (Accomac), 100th House District



Delegate David W. Marsden (Burke), 41st House District



Delegate Robert G. Marshall (Manassas), 13th House District



Delegate Robert W. Mathieson (Virginia Beach), 21st House District



Delegate Jennifer L. McClellan (Richmond), 71st House District



Delegate Kenneth R. Melvin (Portsmouth), 80th House District




Delegate Paula J. Miller (Norfolk), 87th House District



Delegate Brian J. Moran (Alexandria), 46th House District



Delegate Joseph D. Morrissey (Highland Springs), 74th House District



Delegate Paul F. Nichols (Woodbridge), 51st House District




Delegate Kenneth R. Plum (Reston), 36th House District



Delegate David E. Poisson (Sterling), 32nd House District



Delegate Albert C. Pollard (Lively), 99th House District



Delegate James M. Scott (Merrifield), 53rd House District



Delegate Stephen C. Shannon (Vienna), 35th House District



Delegate James M. Shuler (Blacksburg), 12th House District



Delegate Mark D. Sickles (Alexandria), 43rd House District




Delegate David J. Toscano (Charlottesville), 57th House District



Delegate Shannon R. Valentine (Lynchburg), 23rd House District



Delegate Margaret G. Vanderhye (McLean), 34th House District



Delegate Jeion A. Ward (Hampton), 92nd House District



Delegate Onzlee Ware (Roanoke), 11th House District



Delegate Vivian E. Watts (Annandale), 39th House District

Notable Number

41

Number of legislators

who scored 100%.

# Know the Score

By picking up this Scorecard, you've taken an important step toward protecting Virginia's environment. Knowing how your legislators vote on key bills is a key step toward holding them accountable and making conservation a top priority in Virginia government. Our annual Conservation Scorecard records the most important conservation votes of each legislative year and is distributed to VALCV members, Virginia environmental organizations, elected officials at every level, and the news media. Now in its ninth year, the Conservation Scorecard has become the authoritative source on Virginia's environmental politics.

As a legislative watchdog, VALCV tracks voting records on key environmental, growth and funding proposals in the General Assembly. During each session we work hard to make sure legislators hear loud and clear from the conservation voters in their districts. Then at session's end we publish this Conservation Scorecard to help voters distinguish between the rhetoric and the reality of a lawmaker's record.

## It's Not Too Late To Say Thanks! (...Or No Thanks!)

How did your legislators do this session? The 2008 session has passed and the 2009 session will be gearing up, with many more conservation bills for your legislators to consider. Use the legislative district maps and directory listed at the back of the Scorecard to identify and contact your delegate and senator. If you can't tell where your district is, you can use the "Who's My Legislator" utility on the General Assembly's website (<http://legis.state.va.us>).

Special appreciation is certainly due for our Legislative Heroes—senators and delegates who had 100% conservation voting records. This year, a remarkable,



### 2008 Top Quartile: Score of 75% to 99%

| Senate     | Party | Dist. | Score |
|------------|-------|-------|-------|
| Barker     | D     | 39    | 88    |
| Colgan     | D     | 29    | 88    |
| Deeds      | D     | 25    | 89    |
| Edwards    | D     | 21    | 89    |
| Herring    | D     | 33    | 89    |
| Howell, J. | D     | 32    | 75    |
| Locke      | D     | 2     | 89    |
| Marsh      | D     | 16    | 75    |
| McEachin   | D     | 9     | 78    |
| Miller, J. | D     | 1     | 75    |
| Miller, Y. | D     | 5     | 86    |
| Northam    | D     | 6     | 88    |
| Petersen   | D     | 34    | 89    |
| Puckett    | D     | 38    | 75    |
| Puller     | D     | 36    | 89    |
| Reynolds   | D     | 20    | 78    |
| Saslaw     | D     | 35    | 75    |
| Stuart     | R     | 28    | 78    |
| Ticer      | D     | 30    | 89    |
| Vogel      | R     | 27    | 89    |
| Whipple    | D     | 31    | 78    |
| House      | Party | Dist. | Score |
| Amundson   | D     | 44    | 88    |
| Armstrong  | D     | 10    | 86    |
| Fralin     | R     | 17    | 78    |
| Hugo       | R     | 40    | 75    |
| Phillips   | D     | 2     | 83    |
| Spruill    | D     | 77    | 88    |
| Tyler      | D     | 75    | 86    |

40 delegates and one senator are on the list. Legislators in the Top Quartile list and those who patroned conservation bills deserve recognition and thanks as well.

Our legislators will be much more likely to respond favorably to future requests if you take a moment now to let them know you value their past efforts, especially on tough issues. And it's even more important that you let your legislators know you read the Conservation Scorecard and care about their performance on conservation issues. If your legislators appeared in the Bottom Quartile, they especially need to hear from you!

Write an email, make a phone call, or send a letter letting them know that you saw their score and you want them to improve it! These legislators need to know that you are watching their actions, you know their votes, and that they should join us in caring about environmental issues. You may even find that by providing additional information on these issues, you could make a crucial difference in their votes next time!

### How the Scorecard Votes Were Chosen

VALCV advocates for a wide spectrum of conservation initiatives while opposing ill-conceived legislation that takes Virginia's environmental protections backward. We create this annual Conservation Scorecard to illustrate the performance of our elected officials during the legislative session on bills that have an impact on conservation issues. Experts from Virginia's conservation organizations make recommendations to VALCV on which votes should be included. If a vote does not illustrate a clear distinction between those who support the conservation position and those who do not, often that vote is not included as a Scorecard vote. This is a natural limitation of a Scorecard that is particularly visible in years when there are few significant conservation initiatives.

This year's Scorecard, in addition to providing scores for 2008 and 2007, also includes a cumulative score for each legislator. For this cumulative, we have calculated the actual number of "right" votes cast by legislators since VALCV

### Average Annual Scores

|      | House | Senate |
|------|-------|--------|
| 2000 | 51%   | 47%    |
| 2001 | 54%   | 57%    |
| 2002 | 59%   | 45%    |
| 2003 | 55%   | 30%    |
| 2004 | 47%   | 59%    |
| 2005 | 40%   | 42%    |
| 2006 | 56%   | 54%    |
| 2007 | 73%   | 55%    |
| 2008 | 73%   | 68%    |

began the Scorecard in 2000. Cumulative scores are found by dividing the number of "right" votes by the total number of possible votes that legislator has been able to cast during his or her legislative career. This careful process allows the Conservation Scorecard to give a clear picture of a legislator's long-term performance.

Remember that we must not permanently chastise legislators for their poor performance—we believe in "conservation salvation." Every legislator has room for improvement and we should be supportive, encouraging them each session. And we must also not take legislators' good performance for granted—they still need to hear our message from conservation-minded constituents.

### 2007 Bottom Quartile: Score of 25% or Lower

| Senate   | Party | Dist. | Score |
|----------|-------|-------|-------|
| Hurt     | R     | 19    | 25    |
| McDougle | R     | 4     | 25    |
| Wampler  | R     | 40    | 14    |
| House    | Party | Dist. | Score |
| Cline    | R     | 34    | 25    |

**We are happy to report that no legislators scored 0% on the 2008 Scorecard!**

### Notable Number

# 4

Number of Senators who voted against a bill that would move Virginia toward mining uranium.

# 2008 Scorecard Highlights

In a year dominated by the economic downturn and budget shortfalls, the 2008 session of the Virginia General Assembly demonstrated that we are making progress in our mission to make conservation a top priority with elected officials. Virginians across the Commonwealth care about clean water and air, want livable and walkable communities, understand the threats posed by climate change, and believe we can be a part of the solution. Elected officials who want to fairly represent their constituents understand that a prosperous economy accompanies a “green” future for Virginia.

## CITIZEN INVOLVEMENT

### Citizen Board Consolidation Bills

**Senator Phillip Puckett** and **Delegate Steve Landes** each introduced bills in the 2007 session that sought to consolidate the three environmental citizen boards – the Air Pollution Control Board, the Water Board, and the Waste Board – into one, omnibus eleven-member board. The other important proposed change included vesting permitting authority in the Director of DEQ instead of the boards. Conservation-friendly legislators helped broker a deal to add a re-enactment clause to the bill which would require the 2008 General Assembly to pass an identical bill.

Stakeholder groups were formed and met throughout the summer and fall of 2007 to try to reach agreement on a restructured bill but no compromise emerged. Again Senator Puckett and Delegate Landes proceeded with a continuation of their efforts when the 2008 session opened. The 2008 versions, **SB 423** and **HB 1332**, no longer contained a provision for consolidation of the boards, but still sought to strip the citizen boards of their permitting and regulatory authority.

Thanks to leadership in the House Agriculture, Chesapeake, and Natural Resources Committee, not only was citizen board permitting maintained but new environmental protections were instituted. Special thanks are owed to **Chairman Harvey Morgan** and committee member **Delegate Clarke Hogan** as well as to **former DEQ Director Bob Burnley**, **Water Control Board Chairman Shelton Miles**, and **former Secretary of Natural Resources, Tayloe Murphy** for their hard work. The protection and eventual improvement of Virginia’s citizen boards represents what is possible when the conservation community is able to work closely with legislative and non-governmental allies to develop good policy that benefits Virginia’s environment and citizens.

### Bipartisan Redistricting

A surge of interest has developed across Virginia regarding the redistricting process which will follow the 2010 U.S. Census. Redistricting is a requirement and a responsibility of the General Assembly and has traditionally been controlled by the majority political party. The district lines, as currently drawn, produced only 17 competitive elections for 140 seats in November 2007. Most districts are safe for one political party or the other contributing to an extremely low voter turnout. Seven states have placed redistricting in the hands of non-partisan commissions in an effort to strengthen the integrity of their political process. VALCV joined the Virginia Redistricting Coalition and worked with faith, business, and civic organizations to promote several bills that sought to reform Virginia’s redistricting process. We believe that redistricting reform will increase responsiveness to conservation issues and encourage policy innovation. Several bills were finally consolidated into **SB 38** sponsored by **Senator Creigh Deeds**. SB 38 established a seven-member temporary commission to prepare redistricting plans in 2011 and each tenth year thereafter for the House of Delegates, Virginia Senate, and congressional districts. The commission would redraw district boundaries with the express intent of making districts compact, keeping communities together, and increasing competition in elections.

More political momentum was built than ever before with the support of **Governor Kaine**, **Lt. Governor Bolling**, several former Governors, the majority of the state Senate, and many community leaders. Sadly, the bill failed by the vote of three Republicans in the House Privileges and Elections subcommittee. Progress sometimes comes slowly within our legislative process but SB 38 was definitely a step forward. We can expect more opportunities to pass redistricting reform in the 2009 session.

## LAND USE AND TRANSPORTATION

### Special Session on Transportation Funding

VALCV, in concert with other Virginia conservation nonprofit partners, released an open letter to Governor Kaine and members of the General Assembly in late May in anticipation of the special session on transportation funding scheduled for June 23. The letter outlined our support for the initiatives introduced over the past two years to address Virginia’s land use and transportation challenges. These initiatives have included increased support for transit and freight rail, traffic impact studies, urban development areas, land conservation, stronger access management policies and changes to subdivision street standards.

At the same time, the impact of rising energy prices on Virginians’ strained household budgets creates a new imperative to be strategic in our transportation investments and to provide more transportation choices. The special session’s project lists generated by the Virginia Department of Transportation were based upon cheaper gas prices and do not account for the impact of permanently higher energy prices and consideration of how more efficient patterns of community design could reduce the burden of auto travel, greenhouse gas emissions, and the amount of transportation infrastructure needed.

Without taking a position on the Governor’s proposed funding package or any opposing proposal, the conservation community has publicly called for tying funding to reevaluation of our transportation and land use plans. This reform will ensure that we are prudent with taxpayer resources, energy efficient, and economically competitive.

### Land Use Reforms

Grassroots efforts played a major role in combating the homebuilder-backed **SB 768** sponsored by **Senator John Watkins** that would have eliminated the proffer system by which localities currently negotiate with developers to acquire the funds needed to offset the infrastructure costs of new residential development. A system of unrealistically low impact fees would have been substituted, thereby shifting the fiscal burden of new development onto localities and existing taxpayers. The conservation and smart growth communities took the lead by alerting many local government officials and citizens to the potentially devastating effects of SB 768. We made it clear that we were not defenders of the current proffer system but that the proposed legislation was not nearly sufficient to provide the needed local infrastructure nor would it have directed growth to the right places.



Virginia Bluebells

Initially it appeared as though SB 768 would sail through the General Assembly, but largely due to an outpouring of criticism from concerned constituents, it barely passed the Senate on a 21-19 vote. **Speaker Bill Howell** and the House Rules committee decided to carry the bill over until 2009 so that a fair and workable long-term fix to the proffer system can be developed. **Delegate Clay Athey (HJ 178)** and **Senator Jill Holtzman Vogel (SJ 70)** introduced two-year study resolutions to monitor the effectiveness of existing incentives to channel development into Urban Development Areas and to determine if additional legislation is needed to help localities combat sprawl. Additionally, the study will focus on whether Virginia's current proffer system should be gradually replaced with a full impact fee system to further discourage large-lot residential development in rural areas while encouraging denser development in designated growth corridors.

### Performance Standards

Ensuring that the roads we build make sense is a priority issue for VALCV. Not only does a well-planned road system make sense in terms of the environment, but it makes economic sense as well by decreasing the dollars we spend on gas, allowing the public to spend less time in their vehicles and increasing taxpayer confidence. In an effort to increase the analysis of all new road projects, **Senator Mark Herring** introduced **SB 186** and **Delegate Steve Shannon** introduced **HB 977**, which required VDOT to expand the types of data it currently collects when determining the need for new road projects. Delegate Shannon's bill was incorporated into **Delegate William Fralin's HB 147**, a similar bill requiring the collection of additional statistical data. The bills passed both the House and Senate committees and made it to the floor of the House and Senate. Sensing limited support on the House floor, the House Transportation Committee Chair, **Delegate Joe May**, opted to send SB 186 to the Joint Commission on Transportation Accountability (JCT) for further discussion while Delegate Fralin chose to withdraw his bill.

In keeping with these same goals, **Senator Mary Margaret Whipple** introduced **SB 233** which sought to include greenhouse gas emissions as an element of analysis when determining the need for new road projects. Senator Whipple strongly advocated for SB 233 and it passed both House and Senate committees before it was also sent to JCT. VALCV will offer itself as a resource to the JCT and will continue in its efforts to make stronger reporting requirements a reality.

### I-81 Toll Legislative Oversight

Valley legislators, **Senators Mark Obenshain and John Edwards (SB 754)** and **Delegate Todd Gilbert (HB 1516)** introduced bills that would prohibit any tolls on I-81 without specific approval by the General Assembly. This oversight is critical as VDOT has failed to acknowledge ongoing protests over its massive highway widening and toll plans from lawmakers, local governments, business, farm and citizen groups throughout the highway corridor over the past six years. VDOT has proposed an \$11 billion plan to use tolls to expand I-81 to eight or more lanes over two thirds of the corridor despite elected officials insistence that they would not support such a costly, destructive approach to I-81 congestion and safety problems. With the passage of these bills, now legislators will be able to reassert their authority over the tolls and VDOT's plans.

### Transparency and Accountability

The Public Private Transportation Act (PPTA) is an increasingly used tool for developing major transportation projects. While it is an innovative funding source, VALCV has considerable concerns with the lack of public review and input in the PPTA process. As a way to bring greater scrutiny and accountability to the process, **Delegate Joe May** introduced **HB 627** which requires those private entities involved in a PPTA proposal costing over \$50 million to pay for an independent audit of the costs and to provide a full accounting of all public costs and liabilities associated with the PPTA project. The bill passed both chambers of the House and Senate and was signed by the Governor. This is a significant and important step in bringing greater transparency to a process that for far too long has not had to consider all the real costs and impacts.

### ENERGY AND CLIMATE CHANGE

There were a number of bills introduced in the 2008 session that would have promoted energy efficiency, green building standards, and corporate greenhouse gas and renewable power reporting. Regrettably, most positive initiatives met with global warming skepticism or resistance stemming from the manufacturing lobby. One positive step forward was **Delegate Sam Nixon's HB 543** which allows the State Corporation Commission to approve "decoupled" natural gas rate plans that encourage conservation and promote price stability. This innovative plan establishes a different natural gas utility rate structure that provides incentives to meet certain conservation benchmarks within the consumer base rather than encourage more consumption.

As proof that something before the General Assembly can never be considered completely dead, an effort to revive uranium mining resurfaced. A moratorium on uranium mining had been established in the 1980's after a comprehensive legislative study. In the intervening years, the global uranium market had not been favorable. This year's bill, **SB 525** sponsored by **Senator Frank Wagner**, was structured as a study which made its opposition very challenging. The proponents derided critics of the bill, including VALCV, as being opposed to gathering the knowledge needed to make informed decisions. Even a cursory review of SB 525 made it clear that, despite pronouncements to the contrary, the bill was far more than a study. It would have not only commissioned an industry-paid study on mining safety but also set up the regulations and the framework for future legislation under which mining could be permitted. SB 525 and the accompanying Senate budget amendment language would have moved Virginia toward lifting the moratorium before a study even took place. In the 25 years since the ban was established, no technology has been developed to change the fact that mining uranium in a wet climate like Virginia's could poison groundwater for over 1,000 years. After passing the Senate overwhelmingly, House members heard objections from the vocal conservation community. Bolstered by the support of **Delegates Clarke Hogan and Watkins Abbitt**, environmental concerns became paramount. Virginia Uranium, Inc. refused to accept a compromise and the bill was killed in the House Rules committee on a 10-4 vote. Our challenge now is to educate citizens and local governments in the months ahead about the dangers of heading down the path toward mining uranium before another proposal is introduced in the 2009 session.

Our work continued into the reconvened or "veto" session on April 23<sup>rd</sup>. We opposed **Governor Kaine's amendment to SB 596** which could have interfered with the Northern Virginia Transmission Line case currently pending before the State Corporation Commission (SCC). While the Governor's effort to incorporate goals for reducing the growth rate of energy demand by 40% (consistent with the State Energy Plan) may have been his primary objective with the amendment, many in the conservation community feared that the amendment would have limited the SCC to reviewing only conservation or energy efficiency evidence provided by the utility company regardless of other efficiency measures practiced. This change could have prejudiced pending and future applications in favor of the utilities. After sharing our members' concerns with legislators and the Administration, the Governor removed support for the amendment and it was defeated in the Senate.

### NATURAL RESOURCES FUNDING

**Governor Kaine** introduced a modest but steady budget for land conservation funding but by the end of the session, a looming deficit and shifting priorities

conspired to cut funding for several critical programs. The Virginia Outdoors Foundation (VOF), which oversees the land conservation easement program, initially suffered a program cut of \$525,000 but it was restored in the reconvened "veto" session. With an overall cut of \$200,000 from the prior budget, VOF's ability to meet the land conservation needs of Virginia will be hindered. The popular state Purchase of Development Rights program, funded for the first time in the 2007 session, will receive less than half of its modest funds over the next two years for its work to protect the viability of working farms and preserve open space.

The Virginia Land Conservation Foundation received \$4 million over the next two years. While this level will not fund all worthy land projects throughout the Commonwealth, it will enable the program to protect a small number of highly threatened properties until adequate funding can be secured. The General Assembly also approved \$30 million in bonds through the Virginia Public Building Authority for the state to acquire new natural areas, state parks, and important forest lands. An additional \$5.3 million bond will assist the Department of Historic Resources in protecting Civil War battlefields in advance of the 150<sup>th</sup> anniversary of the Civil War.

**Senator Mary Margaret Whipple** and **Delegate Steve Landes** introduced legislation (**SB 511 / HB 1335**) to establish the Natural Resources Commitment Fund to dedicate 1/10<sup>th</sup> of 1 cent of the sales tax to assist farmers working to restore the water quality of the Chesapeake Bay and Virginia rivers. The General Assembly did not agree to dedicate sales tax revenues to the Fund but provided an initial investment of \$20 million for fiscal year 2009. Legislators acknowledged the importance of working through a public-private partnership with farmers to restore the water quality of the Chesapeake Bay and Virginia's rivers and called for further action to establish a consistent and reliable funding mechanism.



# Scorecard Vote Key

## SENATE BILLS

### ✓ SB 38: Bipartisan Redistricting Commission

**Patron: Sen. Creigh Deeds**

Establishes a seven-member temporary commission to prepare redistricting plans in 2011 and each tenth year thereafter for the House of Delegates, state Senate, and congressional districts. Appointments to the commission shall be made one each by the four majority and minority party leaders of the House and Senate and by the state chairmen of the two major political parties. Bipartisan redistricting would return a level of accountability to Virginia that is lacking in far too many districts. An effective "Cycle of Accountability" (page 31) relies upon an open and competitive election process. The bill passed the Senate but, unfortunately, was defeated in the House Privileges and Elections Committee. The Senate floor vote and the House committee vote are included in the Scorecard (Senate: 33-Y, 5-N, 2-NV; House: 7-Y, 13-N, 2-NV).

### ✓ SB 135: Adoption of Regulations for Fertilizer

**Patron: Sen. Richard Stuart**

Requires the Board of Agriculture and Consumer Services to adopt regulations that ensure that contractor-applicators who apply any regulated product to nonagricultural property are trained and properly apply such products. This bill recognizes that fertilizer applied incorrectly to our lawns can produce pollution and runoff that winds up in rivers, streams and the Chesapeake Bay. After unanimously passing through the Senate, SB 135 enjoyed broad support in the House on its way to final passage. The House floor vote is included in the Scorecard (92-Y, 7-N, 1-AB).

### ✓ SB 186: Transportation Performance Standards

**Patron: Sen. Mark Herring**

Requires the Virginia Department of Transportation to collect and report certain statistical information about

performance standards throughout the Commonwealth. SB 186 would seek to expand the type of data that VDOT collects about road performance so that Virginia can better determine where to focus new transportation funding. SB 186 passed the Senate and the House Transportation committee with significant support. However, in the closing days of the session, the House voted to send the bill to the Joint Commission on Transportation Accountability, thus defeating it for the year. The Senate and House floor votes are included in the Scorecard (Senate: 30-Y, 9-N, 1-NV; House: 50-Y, 43-N, 7-NV – a "nay" vote in the House was in support of the bill). (Senator Martin stated that he was recorded as not voting while he intended to vote "nay". Delegate Frederick stated that he was recorded voting "yea" while he intended to vote "nay". Delegate Lingamfelter stated that he was recorded as not voting while he intended to vote "nay". VALCV counts their NV votes neutrally.)

### ✓ SB 233: Statewide Transportation Plan; Carbon Dioxide Goals

**Patron: Sen. Mary Margaret Whipple**

Requires that the Statewide Transportation Plan include quantifiable measures and achievable goals for carbon dioxide gas emissions. This bill proposed the modest step of including carbon dioxide emissions from transportation sources in measures of air quality. The bill narrowly passed the full Senate. After an amendment was agreed to, it passed the House Transportation committee with fairly broad support. On the floor, however, the House voted to

send the bill to the Joint Commission on Transportation Accountability. The Senate and House floor votes are included in the Scorecard (Senate: 22-Y, 18-N; House: 52-Y, 45-N, 3-NV – a "nay" vote in the House was in support of the bill). (Delegate Bowling stated that he was recorded as not voting while he intended to vote "yea". Delegate Frederick stated that he was recorded as not voting while he intended to vote "nay". VALCV counts their NV votes neutrally.)

### ✓ SB 234: Reporting of Greenhouse Gas Emissions

**Patron: Sen. Mary Margaret Whipple**

Requires that the State Air Pollution Control Board adopt regulations requiring the reporting of greenhouse gas emissions from stationary sources. The regulations would apply only to those sources that emit more than a negligible amount of greenhouse gas and that are already required to report emissions of other air pollutants. SB 234 would have required a simple reporting of greenhouse gas emissions and even enjoyed the support of some major utilities. This bill passed the Senate before stalling in the House Commerce and Labor Committee on a voice vote. The Senate floor vote is included in the Scorecard (25-Y, 15-N).

### ✓ SB 511: Natural Resources Commitment Fund

**Patron: Sen. Mary Margaret Whipple**

Establishes the Virginia Natural Resources Commitment Fund. The Fund would be capitalized with appropriated funds and moneys from

public and private sources. The funds would be used for the implementation of agricultural best management practices. Originally, this bill called for an appropriation of \$100 million to be placed into the fund but all fiscal impacts were stripped from the bill. The Senate floor vote is included in the Scorecard (38-Y, 2-N).

### ✗ SB 525: Uranium Mining Commission

**Patron: Sen. Frank Wagner**

Establishes the Virginia Uranium Mining Commission, a 17-member legislative branch advisory commission to assess the risks and benefits of developing uranium resources in Virginia. SB 525 was billed by proponents as "just a study" to determine whether mining a deposit of uranium in Virginia is viable and safe. In fact, the bill calls for much more than that, requiring the drafting of regulations to govern mining and potentially lifting the moratorium on mining that has been in place for 25 years. The bill passed the Senate overwhelmingly but was defeated in the House Rules Committee. The Senate floor vote and the House committee vote are included in the Scorecard (Senate: 36-Y, 4-N; House: 10-Y, 4-N – a "yes" vote in the House was to defeat the bill).

### ✓ SB 710: Conservation of Trees During Land Development

**Patron: Sen. Patsy Ticer**

Provides that certain localities may, by ordinance, require conservation of trees during the development process. Localities will achieve this conservation through setting requirements that

certain percentages of original tree canopies be maintained or restored by a fixed amount of time. Numerous bills were proposed this year that sought to require the conservation of trees during development in order to improve air quality in certain localities. Though some objected to these bills, they enjoyed broad support in both the House and Senate. The House floor vote is included in the Scorecard (73-Y, 26-N).

### ✗ SB 768: Cash-Proffer System for New Development

**Patron: Sen. John Watkins**

Replaces the current cash proffer system with a system of impact fees. After years of opposing effective impact fee reform, the home builders and developers came to the General Assembly with this proposal that would replace the proffer system, by which localities raise funds to offset the cost of new development, with very low impact fees. The smart growth community, working with local governments, raised concerns among enough Senators that this bill barely passed the Senate. The House Rules Committee then carried the bill over to 2009 so that stakeholders, including conservation and smart growth representatives could come up with an effective, long-term fix. The Senate floor vote is included in the Scorecard (21-Y, 19-N).

#### Vote Key Legend

- ✓ VALCV supported bill
- ✗ VALCV opposed bill

## HOUSE BILLS

### ✓ HB 30: Governor's Amendment #5: LEED Standard for New State Construction.

**Patron: Del. Lacey Putney**  
Specifies that LEED (Leadership in Energy and Environmental Design) is the sole certification standard for new construction of state buildings. The Governor's amendment to the Budget Bill was needed to clarify that the LEED standard, which includes third party verification and mandatory energy efficiency, is the preferred and required "Green Building" standard for state construction. The House voted to defeat the amendment during the reconvened session. The House floor vote is included in the Scorecard (44-Y, 54-N). (Delegate Frederick stated that he was recorded voting "nay" while he intended to vote "yea". VALCV counts his NV vote neutrally.)

### ✓ HB 543: Natural Gas Decoupling Bill

**Patron: Del. Sam Nixon**

Authorizes any natural gas utility to file a conservation and ratemaking efficiency plan that includes a decoupling mechanism, which will separate the utility's recovery of costs from the level of consumption of natural gas by its customers, along with cost-effective conservation and energy efficiency programs. VALCV, along with other conservation organizations, worked closely with natural gas utilities to pass this bill that promotes conservation and energy efficiency. After this complicated bill made

its way through the committee process, it was uncontested on both the House and Senate floors. The House and Senate floor votes are included in the Scorecard (House: 98-Y, 0-N; Senate: 39-Y, 0-N, 1-AB).

### ✓ HB 1230: Reporting of Greenhouse Gas Emissions

**Patron: Del. Margaret Vanderhye**

Requires that the State Air Pollution Control Board adopt regulations requiring the reporting of greenhouse gas emissions from stationary sources. The regulations would apply only to those sources that emit more than a negligible amount of greenhouse gas and that are already required to report emissions of other air pollutants. HB 1230 would have required a simple reporting of greenhouse gas emissions and even enjoyed the support of some major utilities. This bill was defeated in the House Commerce and Labor Energy Subcommittee. The House subcommittee vote is included in the Scorecard (2-Y, 3-N).

### ✓ HB 1335: Natural Resources Commitment Fund

**Patron: Del. Steven Landes**

Establishes the Virginia Natural Resources Commitment Fund. The Fund would be capitalized with appropriated funds and moneys from public and private sources. The funds would be used for the implementation of agricultural best management practices. Originally, this bill called for an appropriation of \$100 million to be placed into the fund but all fiscal impacts were stripped from the bill. The House floor vote is included in the Scorecard (98-Y, 0-N).

## THE IMPORTANCE OF BILL PATRONS

The Virginia League of Conservation Voters wishes to acknowledge the efforts of those legislators who took the initiative to promote conservation legislation by sponsoring a bill.

These patrons will receive an additional "plus" vote in a separate column on the Scorecard. See the chart below for our 2008 bill patrons.

*Note that only one Patron "extra" credit is allocated per legislator. Some legislators patroned a number of conservation bills.*

### Citizen Involvement

| Legislator  | Bill   | Summary                              |
|-------------|--------|--------------------------------------|
| Del. Hogan  | HB 650 | Maintaining citizen boards authority |
| Del. Moran  | HB 836 | Bi-partisan redistricting commission |
| Sen. Deeds  | SB 38  | Bi-partisan redistricting commission |
| Sen. Stolle | SB 625 | Bi-partisan redistricting commission |

### Energy

| Legislator        | Bill    | Summary   |
|-------------------|---------|---|
| Del. Lingamfelter | HB 56   | Expands sales tax holiday for energy efficient appliances |
| Del. R. Marshall  | HB 62   | SCC rules for inclusion of expert evidence                |
| Del. Peace        | HB 139  | Tax credit for producers of biodiesel fuels               |
| Del. Poisson      | HB 153  | Solar water heating pilot program                         |
| Del. Kilgore      | HB 171  | Resources Authority to fund energy efficiency             |
| Del. Kilgore      | HB 219  | Expands sales tax holiday for energy efficient appliances |
| Del. R. Marshall  | HB 418  | Inclusion of energy efficiency in statewide building code |
| Del. Nixon        | HB 543  | Natural gas decoupling                                    |
| Del. Fralin       | HB 1137 | Green roof incentive programs                             |
| Del. Vanderhye    | HB 1228 | Notice of renewable power options                         |
| Del. Vanderhye    | HB 1230 | Greenhouse gas reporting from stationary sources          |
| Del. Caputo       | HB 1421 | Renewable energy research grant program                   |
| Del. Saxman       | HB 1483 | Inclusion of HVAC system in certified home inspection     |

|                |        |  |
|----------------|--------|--|
| Del. Valentine | HJ 106 | Fluorescent lightbulbs recycling study                         |
| Del. Englin    | HJ 109 | Study of cost of investment in high-carbon-emitting generation |
| Del. Plum      | HJ 77  | Resolution commending "Cool Cities" and "Cool Counties"        |
| Sen. Whipple   | SB 234 | Greenhouse gas reporting from stationary sources               |
| Sen. Locke     | SB 242 | Resources Authority to fund energy efficiency                  |
| Sen. Wagner    | SB 320 | Limiting restrictions on solar energy collection devices       |
| Sen. Petersen  | SB 446 | Requirements for renewable energy generation                   |
| Sen. Vogel     | SB 716 | Inclusion of HVAC system in certified home inspection          |
| Sen. Puller    | SB 718 | Reporting on utility energy conservation                       |
| Sen. McEachin  | SJ 133 | Disposal of low-level radioactive waste study                  |

### Land Conservation

| Legislator | Bill   | Summary  |
|------------|--------|--|
| Sen. Deeds | SB 259 | Streamlining of land preservation tax credit process |


### Land Use & Transportation

| Legislator    | Bill    | Summary   |
|---------------|---------|---|
| Del. May      | HB 627  | Audit of traffic and cost estimates for PPTA projects |
| Del. Ebbin    | HB 856  | Easing requirements for use of rail enhancement fund  |
| Del. Shannon  | HB 977  | VDOT reporting of performance statistics              |
| Del. Bouchard | HB 1105 | Ability to restrict outdoor advertising               |
| Del. Ebbin    | HB 1270 | Responsibilities of pedestrians and drivers           |
| Del. Bulova   | HB 1437 | Conservation of trees during development process      |
| Del. May      | HB 1511 | Moratorium on changeable electronic signs             |
| Del. Gilbert  | HB 1516 | Restriction of tolls on I-81                          |
| Del. Athey    | HJ 178  | Urban Development Areas study                         |
| Sen. Herring  | SB 186  | VDOT reporting of performance statistics              |

|                |        |   |
|----------------|--------|---|
| Sen. Whipple   | SB 233 | Inclusion of CO2 goals in statewide transportation plan |
| Sen. Watkins   | SB 371 | Easing requirements for use of rail enhancement fund    |
| Sen. Petersen  | SB 448 | Conservation of trees during development process        |
| Sen. Ticer     | SB 644 | Responsibilities of pedestrians and drivers             |
| Sen. Ticer     | SB 710 | Conservation of trees during development process        |
| Sen. Edwards   | SB 754 | Restriction of tolls on I-81                            |
| Sen. Obenshain | SB 754 | Restriction of tolls on I-81                            |
| Sen. Ticer     | SB 763 | Moratorium on changeable electronic signs               |
| Sen. Vogel     | SJ 70  | Urban Development Areas study                           |

### Water

| Legislator    | Bill    | Summary  |
|---------------|---------|--|
| Del. Cosgrove | HB 233  | Ban on phosphorus in dishwashing detergents            |
| Del. Plum     | HB 341  | Ban on phosphorus in dishwashing detergents            |
| Del. Bulova   | HB 360  | Funding non-point source pollution reduction           |
| Del. Merricks | HB 455  | Designating the North and South Mayo as scenic rivers  |
| Del. E. Scott | HB 727  | Natural resources funding                              |
| Del. Morgan   | HB 822  | Ban on phosphorus in dishwashing detergents            |
| Del. Moran    | HB 834  | Inclusion of water saving device on irrigation systems |
| Del. Landes   | HB 1335 | Natural resources funding                              |
| Del. Bulova   | HJ 171  | Study of endocrine disrupting compounds                |
| Sen. Reynolds | SB 40   | Designating the North and South Mayo as scenic rivers  |
| Sen. Stuart   | SB 135  | Regulations for application of fertilizers             |
| Sen. Whipple  | SB 511  | Natural resources funding                              |
| Sen. Hanger   | SB 513  | Funding non-point source pollution reduction           |





COMMITTEE SNAPSHOTS

The ten committees highlighted are especially important to conservation because so many bills affecting natural resources and growth are referred to them.

**Senate Agriculture, Conservation & Natural Resources Committee**

| Member        | Party | Dist | Score |
|---------------|-------|------|-------|
| Blevins       | R     | 14   | 63%   |
| Deeds         | D     | 25   | 89%   |
| Hanger        | R     | 24   | 44%   |
| McDougle      | R     | 4    | 25%   |
| McEachin      | D     | 9    | 78%   |
| Northam       | D     | 6    | 88%   |
| Obenshain     | R     | 26   | 56%   |
| Petersen      | D     | 34   | 89%   |
| Puckett       | D     | 38   | 75%   |
| Reynolds      | D     | 20   | 78%   |
| Ruff          | R     | 15   | 50%   |
| Stuart        | R     | 28   | 78%   |
| Ticer (Chair) | D     | 30   | 89%   |
| Watkins       | R     | 10   | 67%   |
| Whipple       | D     | 31   | 78%   |

Committee Average: 70%

**Senate Commerce and Labor**

| Member     | Party | Dist | Score |
|------------|-------|------|-------|
| Colgan     | D     | 29   | 88%   |
| Edwards    | D     | 21   | 89%   |
| Herring    | D     | 33   | 89%   |
| McEachin   | D     | 9    | 78%   |
| Miller, Y. | D     | 5    | 86%   |
| Newman     | R     | 23   | 38%   |
| Norment    | R     | 3    | 50%   |
| Puckett    | D     | 38   | 75%   |

| Member         | Party | Dist | Score |
|----------------|-------|------|-------|
| Puller         | D     | 36   | 89%   |
| Saslaw (Chair) | D     | 35   | 75%   |
| Stolle         | R     | 8    | 44%   |
| Stosch         | R     | 12   | 50%   |
| Wagner         | R     | 7    | 67%   |
| Wampler        | R     | 40   | 14%   |
| Watkins        | R     | 10   | 67%   |

Committee Average: 67%

**Senate Finance Committee**

| Member         | Party | Dist | Score |
|----------------|-------|------|-------|
| Colgan (Chair) | D     | 29   | 88%   |
| Hanger         | R     | 24   | 44%   |
| Houck          | D     | 17   | 100%  |
| Howell         | D     | 32   | 75%   |
| Lucas          | D     | 18   | 71%   |
| Marsh          | D     | 16   | 75%   |
| Miller, Y.     | D     | 5    | 86%   |
| Norment        | R     | 3    | 50%   |
| Quayle         | R     | 13   | 63%   |
| Reynolds       | D     | 20   | 78%   |
| Saslaw         | D     | 35   | 75%   |
| Stolle         | R     | 8    | 44%   |
| Stosch         | R     | 12   | 50%   |
| Wampler        | R     | 40   | 14%   |
| Watkins        | R     | 10   | 67%   |
| Whipple        | D     | 31   | 78%   |

Committee Average: 66%

**Senate Local Government Committee**

| Member        | Party | Dist | Score |
|---------------|-------|------|-------|
| Cuccinelli    | R     | 37   | 50%   |
| Hanger        | R     | 24   | 44%   |
| Herring       | D     | 33   | 89%   |
| Locke         | D     | 2    | 89%   |
| Lucas (Chair) | D     | 18   | 71%   |
| Marsh         | D     | 16   | 75%   |
| Martin        | R     | 11   | 43%   |
| Obenshain     | R     | 26   | 56%   |
| Puller        | D     | 36   | 89%   |
| Quayle        | R     | 13   | 63%   |
| Reynolds      | D     | 20   | 78%   |
| Ruff          | R     | 15   | 50%   |
| Smith         | R     | 22   | 38%   |
| Stuart        | R     | 28   | 78%   |
| Ticer         | D     | 30   | 89%   |

Committee Average: 67%

**Senate Transportation**

| Member             | Party | Dist | Score |
|--------------------|-------|------|-------|
| Blevins            | R     | 14   | 63%   |
| Cuccinelli         | R     | 37   | 50%   |
| Deeds              | D     | 25   | 89%   |
| Houck              | D     | 17   | 100%  |
| Marsh              | D     | 16   | 75%   |
| McDougle           | R     | 4    | 25%   |
| Miller, J.         | D     | 1    | 75%   |
| Miller, Y. (Chair) | D     | 5    | 86%   |
| Newman             | R     | 23   | 38%   |
| Petersen           | D     | 34   | 89%   |
| Puckett            | D     | 38   | 75%   |

|         |   |    |     |
|---------|---|----|-----|
| Smith   | R | 22 | 38% |
| Ticer   | D | 30 | 89% |
| Wagner  | R | 7  | 67% |
| Watkins | R | 10 | 67% |

Committee Average: 68%

**House Agriculture, Chesapeake & Natural Resources Committee**

| Member         | Party | Dist | Score |
|----------------|-------|------|-------|
| Bouchard       | D     | 83   | 100%  |
| Bulova         | D     | 37   | 100%  |
| Cox            | R     | 66   | 50%   |
| Eisenberg      | D     | 47   | 100%  |
| Hogan          | R     | 60   | 56%   |
| Lewis          | D     | 100  | 100%  |
| Lohr           | R     | 26   | 43%   |
| Marshall, D.   | R     | 14   | 29%   |
| Mathieson      | D     | 21   | 100%  |
| Morgan (Chair) | R     | 98   | 63%   |
| Orrock         | R     | 54   | 43%   |
| Plum           | D     | 36   | 100%  |
| Pogge          | R     | 96   | 43%   |
| Poindexter     | R     | 9    | 43%   |
| Saxman         | R     | 20   | 50%   |
| Scott, E       | R     | 30   | 50%   |
| Shannon        | D     | 35   | 100%  |
| Sherwood       | R     | 29   | 43%   |
| Shuler         | D     | 12   | 100%  |
| Vanderhye      | D     | 34   | 100%  |
| Ware, R.L.     | R     | 65   | 43%   |
| Wright         | R     | 61   | 29%   |

Committee Average: 68%

**House Appropriations**

| Member         | Party | Dist | Score |
|----------------|-------|------|-------|
| Abbitt         | I     | 59   | 63%   |
| BaCote         | D     | 95   | 100%  |
| Bowling        | D     | 3    | 67%   |
| Brink          | D     | 48   | 100%  |
| Cox            | R     | 66   | 50%   |
| Dance          | D     | 63   | 100%  |
| Hamilton       | R     | 93   | 57%   |
| Hogan          | R     | 60   | 56%   |
| Howell, A.     | D     | 90   | 100%  |
| Ingram         | R     | 62   | 50%   |
| Joannou        | D     | 79   | 67%   |
| Jones, S.C.    | R     | 76   | 56%   |
| Landes         | R     | 25   | 56%   |
| Lingamfelter   | R     | 31   | 71%   |
| May            | R     | 33   | 63%   |
| Morgan         | R     | 98   | 63%   |
| O'Bannon       | R     | 73   | 38%   |
| Phillips       | D     | 2    | 83%   |
| Putney (Chair) | I     | 19   | 38%   |
| Scott, J.      | D     | 53   | 100%  |
| Shannon        | D     | 35   | 100%  |
| Sherwood       | R     | 29   | 43%   |
| Tata           | R     | 85   | 71%   |
| Ware, O.       | D     | 11   | 100%  |

Committee Average: 70%

**House Commerce and Labor**

| Member          | Party | Dist | Score |
|-----------------|-------|------|-------|
| Alexander       | D     | 89   | 100%  |
| Byron           | R     | 22   | 29%   |
| Cline           | R     | 24   | 25%   |
| Hargrove        | R     | 55   | 44%   |
| Hugo            | R     | 40   | 75%   |
| Janis           | R     | 56   | 43%   |
| Joannou         | D     | 79   | 67%   |
| Johnson         | D     | 4    | 63%   |
| Jones, D.       | D     | 70   | 100%  |
| Kilgore (Chair) | R     | 1    | 44%   |
| Marshall, D.    | R     | 14   | 29%   |
| McClellan       | D     | 71   | 100%  |
| Melvin          | D     | 80   | 100%  |
| Morgan          | R     | 98   | 63%   |
| Nixon           | R     | 27   | 50%   |
| Plum            | D     | 36   | 100%  |
| Purkey          | R     | 82   | 57%   |
| Rust            | R     | 86   | 57%   |
| Saxman          | R     | 20   | 50%   |
| Sickles         | D     | 43   | 100%  |
| Ward            | D     | 92   | 100%  |
| Ware, R.L.      | R     | 65   | 43%   |

Committee Average: 65%

**House Counties, Cities & Towns Committee**

| Member         | Party | Dist | Score |
|----------------|-------|------|-------|
| Caputo         | D     | 67   | 100%  |
| Crockett-Stark | R     | 6    | 43%   |
| Hall           | D     | 69   | 100%  |
| Hull           | D     | 38   | 100%  |
| laquinto       | R     | 84   | 57%   |

|                |   |    |      |
|----------------|---|----|------|
| Ingram (Chair) | R | 62 | 50%  |
| Jones, D.      | D | 70 | 100% |
| Lohr           | R | 26 | 43%  |
| Marshall, D.   | R | 14 | 29%  |
| Marshall, R.   | R | 13 | 100% |
| Massie         | R | 72 | 43%  |
| Merricks       | R | 16 | 50%  |
| Moran          | D | 46 | 100% |
| Nichols        | D | 51 | 100% |
| Oder           | R | 94 | 57%  |
| Orrock         | R | 54 | 43%  |
| Poindexter     | R | 9  | 43%  |
| Poisson        | D | 32 | 100% |
| Saxman         | R | 20 | 50%  |
| Spruill        | D | 77 | 88%  |
| Suit           | R | 81 | 50%  |
| Ware, O.       | D | 11 | 100% |

Committee Average: 70%

**House Transportation**

| Member      | Party | Dist | Score |
|-------------|-------|------|-------|
| BaCote      | D     | 95   | 100%  |
| Brink       | D     | 48   | 100%  |
| Carrico     | R     | 5    | 29%   |
| Cosgrove    | R     | 78   | 56%   |
| Ebbin       | D     | 49   | 100%  |
| Fralin      | R     | 17   | 78%   |
| Frederick   | R     | 52   | 100%  |
| Gear        | R     | 91   | 43%   |
| Hugo        | R     | 40   | 75%   |
| Jones, D.   | D     | 70   | 100%  |
| Loupassi    | R     | 68   | 57%   |
| Marsden     | D     | 41   | 100%  |
| May (Chair) | R     | 33   | 63%   |

|           |   |    |      |
|-----------|---|----|------|
| Nichols   | D | 51 | 100% |
| Oder      | R | 94 | 57%  |
| Rust      | R | 86 | 57%  |
| Saxman    | R | 20 | 50%  |
| Scott, E. | R | 30 | 50%  |
| Tata      | R | 85 | 71%  |
| Toscano   | D | 57 | 100% |
| Valentine | D | 23 | 100% |
| Ward      | D | 92 | 100% |

Committee Average: 77%

Notable Number

74%

Average score for newly elected legislators

# Senate Scorecard

✓ = Right  
 ✗ = Wrong  
 NV = Not voting  
 AB = Abstained  
 \* = Skewed score (missing votes)  
 N/A = Not Applicable

| Senator    | Dist. | Party | SB 38<br>Redistricting | SB 186<br>VDOT<br>Performance<br>Standards | SB 233<br>Greenhouse<br>Gas Reporting<br>for Trans | SB 234<br>Greenhouse<br>Gas<br>Reporting | SB 511<br>Natural<br>Resource<br>Funding | SB<br>525<br>Uranium<br>Mining | SB<br>768<br>Proffers | HB 543<br>Natural<br>Gas<br>Decoupling | Patron<br>Credit | 2008<br>Score | 2007<br>Score | Cumulative<br>Score Since<br>2000 |
|------------|-------|-------|------------------------|--|--|--|--|--------------------------------|-----------------------|--|------------------|---------------|---------------|-----------------------------------|
| Barker     | 39    | D     | ✓                      | ✓  | ✓  | ✓  | ✓  | ✗                              | ✓                     | ✓                                      |                  | 88%           | N/A           | 88%                               |
| Blevins    | 14    | R     | ✓                      | ✓  | ✗  | ✗  | ✓  | ✗                              | ✓                     | ✓                                      |                  | 63%           | 40%           | 32%                               |
| Colgan     | 29    | D     | ✓                      | ✓  | ✓  | ✓  | ✓  | ✗                              | ✓                     | ✓                                      |                  | 88%           | 40%           | 48%                               |
| Cuccinelli | 37    | R     | ✓                      | ✓  | ✗  | ✗  | ✗  | ✗                              | ✓                     | ✓                                      |                  | 50%           | 57%           | 31%                               |
| Deeds      | 25    | D     | ✓                      | ✓  | ✓  | ✓  | ✓  | ✗                              | ✓                     | ✓                                      | ✓                | 89%           | 60%           | 84%                               |
| Edwards    | 21    | D     | ✓                      | ✓  | ✓  | ✓  | ✓  | ✗                              | ✓                     | ✓                                      | ✓                | 89%           | 67%           | 76%                               |
| Hanger     | 24    | R     | ✗                      | ✗  | ✗  | ✗  | ✓  | ✗                              | ✓                     | ✓                                      | ✓                | 44%           | 43%           | 38%                               |
| Herring    | 33    | D     | ✓                      | ✓  | ✓  | ✓  | ✓  | ✗                              | ✓                     | ✓                                      | ✓                | 89%           | 86%           | 87%                               |
| Houck      | 17    | D     | ✓                      | ✓  | ✓  | ✓  | ✓  | ✓                              | ✓                     | ✓                                      |                  | 100%          | 100%          | 83%                               |
| Howell     | 32    | D     | ✓                      | ✓  | ✓  | ✓  | ✓  | ✗                              | ✗                     | ✓                                      |                  | 75%           | 80%           | 83%                               |
| Hurt       | 19    | R     | ✗                      | ✗  | ✗  | ✗  | ✓  | ✗                              | ✗                     | ✓                                      |                  | 25%           | 83%           | 44%                               |
| Locke      | 2     | D     | ✓                      | ✓  | ✓  | ✓  | ✓  | ✗                              | ✓                     | ✓                                      | ✓                | 89%           | 100%          | 85%                               |
| Lucas      | 18    | D     | NV                     | ✓  | ✓  | ✓  | ✓  | ✗                              | ✗                     | ✓                                      |                  | 71%*          | 67%           | 59%                               |
| Marsh      | 16    | D     | ✓                      | ✓  | ✓  | ✓  | ✓  | ✗                              | ✗                     | ✓                                      |                  | 75%           | 67%           | 64%                               |
| Martin     | 11    | R     | ✓                      | NV   | ✗  | ✗  | ✓  | ✗                              | ✗                     | ✓                                      |                  | 43%*          | 33%           | 29%                               |
| McDougle   | 4     | R     | ✗                      | ✗  | ✗  | ✗  | ✓  | ✗                              | ✗                     | ✓                                      |                  | 25%           | 40%           | 48%                               |

| Senator    | Dist. | Party | SB 38<br>Redistricting | SB 186<br>VDOT<br>Performance<br>Standards | SB 233<br>Greenhouse<br>Gas Reporting<br>for Trans | SB 234<br>Greenhouse<br>Gas<br>Reporting | SB 511<br>Natural<br>Resource<br>Funding | SB<br>525<br>Uranium<br>Mining | SB<br>768<br>Proffers | HB 543<br>Natural<br>Gas<br>Decoupling | Patron<br>Credit | 2008<br>Score | 2007<br>Score | Cumulative<br>Score Since<br>2000 |
|------------|-------|-------|------------------------|--|--|--|--|--------------------------------|-----------------------|--|------------------|---------------|---------------|-----------------------------------|
| McEachin   | 9     | D     | ✓                      | ✓  | ✓  | ✓  | ✓  | ✗                              | ✗                     | ✓                                      | ✓                | 78%           | 80%           | 69%                               |
| Miller, J  | 1     | D     | ✓                      | ✓  | ✓  | ✓  | ✓  | ✗                              | ✗                     | ✓                                      |                  | 75%*          | N/A           | 75%                               |
| Miller, YB | 5     | D     | NV                     | ✓  | ✓  | ✓  | ✓  | ✗                              | ✓                     | ✓                                      |                  | 86%*          | 40%           | 65%                               |
| Newman     | 23    | R     | ✗                      | ✗  | ✗  | ✗  | ✓  | ✗                              | ✓                     | ✓                                      |                  | 38%           | 33%           | 27%                               |
| Norment    | 3     | R     | ✓                      | ✓  | ✗  | ✗  | ✓  | ✗                              | ✗                     | ✓                                      |                  | 50%           | 50%           | 45%                               |
| Northam    | 6     | D     | ✓                      | ✓  | ✓  | ✓  | ✓  | ✓                              | ✗                     | ✓                                      |                  | 88%           | N/A           | 88%                               |
| Obenshain  | 26    | R     | ✓                      | ✗  | ✗  | ✗  | ✓  | ✗                              | ✓                     | ✓                                      | ✓                | 56%           | 33%           | 39%                               |
| Petersen   | 34    | D     | ✓                      | ✓  | ✓  | ✓  | ✓  | ✗                              | ✓                     | ✓                                      | ✓                | 89%           | N/A           | 88%                               |
| Puckett    | 38    | D     | ✓                      | ✓  | ✓  | ✓  | ✓  | ✗                              | ✗                     | ✓                                      |                  | 75%           | 71%           | 58%                               |
| Puller     | 36    | D     | ✓                      | ✓  | ✓  | ✓  | ✓  | ✗                              | ✓                     | ✓                                      | ✓                | 89%           | 67%           | 74%                               |
| Quayle     | 13    | R     | ✓                      | ✓  | ✗  | ✗  | ✓  | ✗                              | ✓                     | ✓                                      |                  | 63%           | 33%           | 38%                               |
| Reynolds   | 20    | D     | ✓                      | ✓  | ✓  | ✓  | ✓  | ✗                              | ✗                     | ✓                                      | ✓                | 78%           | 71%           | 67%                               |
| Ruff       | 15    | R     | ✓                      | ✗  | ✗  | ✗  | ✓  | ✓                              | ✗                     | ✓                                      |                  | 50%           | 50%           | 25%                               |
| Saslaw     | 35    | D     | ✓                      | ✓  | ✓  | ✓  | ✓  | ✗                              | ✗                     | ✓                                      |                  | 75%           | 40%           | 53%                               |
| Smith      | 22    | R     | ✓                      | ✗  | ✗  | ✗  | ✓  | ✗                              | ✗                     | ✓                                      |                  | 38%           | N/A           | 38%                               |
| Stolle     | 8     | R     | ✓                      | ✓  | ✗  | ✗  | ✗  | ✗                              | ✗                     | ✓                                      | ✓                | 44%           | 50%           | 29%                               |
| Stosch     | 12    | R     | ✓                      | ✗  | ✗  | ✓  | ✓  | ✗                              | ✗                     | ✓                                      |                  | 50%           | 40%           | 38%                               |
| Stuart     | 28    | R     | ✓                      | ✓  | ✗  | ✓  | ✓  | ✗                              | ✓                     | ✓                                      | ✓                | 78%           | N/A           | 78%                               |
| Ticer      | 30    | D     | ✓                      | ✓  | ✓  | ✓  | ✓  | ✗                              | ✓                     | ✓                                      | ✓                | 89%           | 86%           | 88%                               |
| Vogel      | 27    | R     | ✓                      | ✓  | ✗  | ✓  | ✓  | ✓                              | ✓                     | ✓                                      | ✓                | 89%           | N/A           | 89%                               |
| Wagner     | 7     | R     | ✓                      | ✓  | ✓  | ✗  | ✓  | ✗                              | ✗                     | ✓                                      | ✓                | 67%           | 40%           | 29%                               |
| Wampler    | 40    | R     | ✗                      | ✗  | ✗  | ✗  | ✓  | ✗                              | ✗                     | AB                                     |                  | 14%           | 40%           | 29%                               |
| Watkins    | 10    | R     | ✓                      | ✓  | ✗  | ✓  | ✓  | ✗                              | ✗                     | ✓                                      | ✓                | 67%           | 50%           | 36%                               |
| Whipple    | 31    | D     | ✓                      | ✓  | ✓  | ✓  | ✓  | ✗                              | ✗                     | ✓                                      | ✓                | 78%           | 86%           | 85%                               |

2008 SENATE OF VIRGINIA

| District | Name                   | Mailing Address   | Phone          | Party | Email                      |
|----------|------------------------|---|----------------|-------|----------------------------|
| 39       | George L. Barker       | P. O. Box 10527, Alexandria, Virginia 22310                   | (703) 303-1426 | D     | district39@sov.state.va.us |
| 14       | Harry B. Blevins       | P. O. Box 16207, Chesapeake, Virginia 23328                   | (757) 546-2435 | R     | district14@sov.state.va.us |
| 29       | Charles J. Colgan      | 10677 Aviation Lane, Manassas, Virginia 20110-2701            | (703) 368-0300 | D     | district29@sov.state.va.us |
| 37       | Ken Cuccinelli         | 10560 Main Street, Suite LL-17, Fairfax, Virginia 22030       | (703) 766-0635 | R     | district37@sov.state.va.us |
| 25       | R. Creigh Deeds        | P. O. Box 5462, Charlottesville, Virginia 22905-5462          | (434) 296-5491 | D     | district25@sov.state.va.us |
| 21       | John S. Edwards        | P. O. Box 1179, Roanoke, Virginia 24006-1179                  | (540) 985-8690 | D     | district21@sov.state.va.us |
| 24       | Emmett W. Hanger, Jr.  | P. O. Box 2, Mount Solon, Virginia 22843-0002                 | (540) 885-6898 | R     | district24@sov.state.va.us |
| 33       | Mark R. Herring        | P. O. Box 6246, Leesburg, Virginia 20178                      | (703) 729-3300 | D     | district33@sov.state.va.us |
| 17       | R. Edward Houck        | P. O. Box 7, Spotsylvania, Virginia 22553-0007                | (540) 786-2782 | D     | district17@sov.state.va.us |
| 32       | Janet D. Howell        | 11338 Woodbrook Lane, Reston, Virginia 20194-1333             | (703) 709-8283 | D     | district32@sov.state.va.us |
| 19       | Robert Hurt            | P. O. Box 2, Chatham, Virginia 24531                          | (434) 432-4600 | R     | district19@sov.state.va.us |
| 2        | Mamie E. Locke         | P. O. Box 9048, Hampton, Virginia 23670                       | (757) 825-5880 | D     | district02@sov.state.va.us |
| 18       | L. Louise Lucas        | P. O. Box 700, Portsmouth, Virginia 23705-0700                | (757) 397-8209 | D     | district18@sov.state.va.us |
| 16       | Henry L. Marsh, III    | 422 East Franklin Street, Suite 301, Richmond, Virginia 23219 | (804) 648-9073 | D     | district16@sov.state.va.us |
| 11       | Stephen H. Martin      | P. O. Box 700, Chesterfield, Virginia 23832                   | (804) 674-0242 | R     | district11@sov.state.va.us |
| 4        | Ryan T. McDougle       | P. O. Box 187, Mechanicsville, Virginia 23111                 | (804) 730-1026 | R     | district04@sov.state.va.us |
| 9        | A. Donald McEachin     | 4719 Nine Mile Road, Richmond, Virginia 23223                 | (804) 288-3381 | D     | district09@sov.state.va.us |
| 1        | John C. Miller         | P. O. Box 6113, Newport News, Virginia 23606                  | (757) 595-1100 | D     | district01@sov.state.va.us |
| 5        | Yvonne B. Miller       | P. O. Box 452, Norfolk, Virginia 23501                        | (757) 627-4212 | D     | district05@sov.state.va.us |
| 23       | Stephen D. Newman      | P. O. Box 480, Forest, Virginia 24551                         | (434) 385-1065 | R     | district23@sov.state.va.us |
| 3        | Thomas K. Norment, Jr. | P. O. Box 6205, Williamsburg, Virginia 23188                  | (757) 259-7810 | R     | district03@sov.state.va.us |
| 6        | Ralph S. Northam       | P. O. Box 9363, Norfolk, Virginia 23505                       | (757) 818-5172 | D     | district06@sov.state.va.us |
| 26       | Mark D. Obenshain      | P. O. Box 555, Harrisonburg, Virginia 22803                   | (540) 437-1451 | R     | district26@sov.state.va.us |
| 34       | J. Chapman Petersen    | P. O. Box 1066, Fairfax, Virginia 22038                       | (703) 349-3361 | D     | district34@sov.state.va.us |
| 38       | Phillip P. Puckett     | P. O. Box 924, Tazewell, Virginia 24651-0924                  | (276) 979-8181 | D     | district38@sov.state.va.us |
| 36       | Linda T. Puller        | P. O. Box 73, Mount Vernon, Virginia 22121-0073               | (703) 765-1150 | D     | district36@sov.state.va.us |
| 13       | Frederick M. Quayle    | P. O. Box 368, Suffolk, Virginia 23439                        | (757) 483-9173 | R     | district13@sov.state.va.us |
| 20       | Wm. Roscoe Reynolds    | P. O. Box 404, Martinsville, Virginia 24114-0404              | (276) 638-2315 | D     | district20@sov.state.va.us |
| 15       | Frank M. Ruff, Jr.     | P. O. Box 332, Clarksville, Virginia 23927-0332               | (434) 374-5129 | R     | district15@sov.state.va.us |
| 35       | Richard L. Saslaw      | P. O. Box 1856, Springfield, Virginia 22151-0856              | (703) 978-0200 | D     | district35@sov.state.va.us |

2008 SENATE OF VIRGINIA

| District | Name                    | Mailing Address   | Phone          | Party | Email                      |
|----------|-------------------------|---|----------------|-------|----------------------------|
| 22       | Ralph K. Smith          | P. O. Box 91, Roanoke, Virginia 24002                                       | (540) 206-3597 | R     | district22@sov.state.va.us |
| 8        | Kenneth W. Stolle       | 2101 Parks Avenue, Suite 700, Virginia Beach, Virginia 23451                | (757) 486-5700 | R     | district08@sov.state.va.us |
| 12       | Walter A. Stosch        | Innsbrook Centre, 4551 Cox Road, Suite 110, Glen Allen, Virginia 23060-6740 | (804) 527-7780 | R     | district12@sov.state.va.us |
| 28       | Richard H. Stuart       | P. O. Box 1146, Montross, Virginia 22520                                    | (804) 493-8892 | R     | district28@sov.state.va.us |
| 30       | Patricia S. Ticer       | Room 2007, City Hall, 301 King Street, Alexandria, Virginia 22314-3211      | (703) 549-5770 | D     | district30@sov.state.va.us |
| 27       | Jill Holtzman Vogel     | 117 East Picadilly Street, Suite 100-B, Winchester, Virginia 22601          | (540) 662-4551 | R     | district27@sov.state.va.us |
| 7        | Frank W. Wagner         | P. O. Box 68008, Virginia Beach, Virginia 23471                             | (757) 671-2250 | R     | district07@sov.state.va.us |
| 40       | William C. Wampler, Jr. | 510 Cumberland Street, Suite 308, Bristol, Virginia 24201-4387              | (276) 669-7515 | R     | district40@sov.state.va.us |
| 10       | John Watkins            | P. O. Box 159, Midlothian, Virginia 23113-0159                              | (804) 379-2063 | R     | district10@sov.state.va.us |
| 31       | Mary Margaret Whipple   | 3556 North Valley Street, Arlington, Virginia 22207-4445                    | (703) 538-4097 | D     | district31@sov.state.va.us |

Notable Number  
**21**  
 Number of Senators whose score improved from 2007 to 2008.



Sunset. 8/08/07. Overpass on I-64 West. The hottest day in 30 years. Temp topped at 111 degrees

# House Scorecard

✓ = Right  
 ✗ = Wrong  
 NV = Not voting  
 AB = Abstained  
 \* = Skewed score (missing votes)  
 N/A = Not Applicable

| Delegate  | Dist. | Party | HB 543<br>Natural Gas<br>Decoupling | HB 1230<br>Greenhouse Gas<br>Reporting | HB 1335<br>Natural Resource<br>Funding | SB 38<br>Redistricting | SB 135<br>Fertilizer | SB 186<br>VDOT<br>Performance<br>Standards | SB 233<br>CO2<br>Goals | SB 525<br>Uranium<br>Mining | SB 710<br>Tree<br>Conservation | HB 30<br>Governor's<br>LEED<br>Amendment | Patron<br>Credit | 2008<br>Score | 2007<br>Score | Cumulative<br>Score Since<br>2000 |
|-----------|-------|-------|-------------------------------------|--|--|------------------------|----------------------|--|------------------------|-----------------------------|--------------------------------|--|------------------|---------------|---------------|-----------------------------------|
| Abbitt    | 59    | I     | ✓                                   |  | ✓                                      |                        | ✓                    | ✗  | ✗                      | ✓                           | ✓                              | ✗  |                  | 63%           | 80%           | 54%                               |
| Albo      | 42    | R     | ✓                                   |  | ✓                                      | ✗                      | ✓                    | ✗  | ✗                      |                             | ✓                              | ✗  |                  | 50%           | 60%           | 41%                               |
| Alexander | 89    | D     | ✓                                   |  | ✓                                      | ✓                      | ✓                    | ✓  | ✓                      |                             | ✓                              | ✓  |                  | 100%          | 83%           | 74%                               |
| Amundson  | 44    | D     | ✓                                   |  | ✓                                      |                        | ✓                    | ✓  | ✓                      | ✗                           | ✓                              | ✓  |                  | 88%           | 80%           | 74%                               |
| Armstrong | 10    | D     | ✓                                   |  | ✓                                      |                        | ✓                    | NV   | ✓                      | ✗                           | ✓                              | ✓  |                  | 86%*          | 80%           | 66%                               |
| Athey     | 18    | R     | ✓                                   |  | ✓                                      |                        | ✓                    | NV   | ✓                      |                             | ✓                              | ✓  | ✓                | 100%*         | 100%          | 72%                               |
| BaCote    | 95    | D     | ✓                                   |  | ✓                                      |                        | ✓                    | ✓  | ✓                      |                             | ✓                              | ✓  |                  | 100%          | 80%           | 66%                               |
| Barlow    | 64    | D     | ✓                                   |  | ✓                                      |                        | ✓                    | ✓  | ✓                      |                             | ✓                              | ✓  |                  | 100%          | 60%           | 59%                               |
| Bell      | 58    | R     | ✓                                   |  | ✓                                      | ✗                      | ✓                    | ✗  | ✗                      |                             | ✓                              | ✗  |                  | 50%           | 80%           | 48%                               |
| Bouchard  | 83    | D     | ✓                                   |  | ✓                                      |                        | ✓                    | ✓  | ✓                      |                             | ✓                              | ✓  | ✓                | 100%          | N/A           | 100%                              |
| Bowling   | 3     | D     | ✓                                   |  | ✓                                      |                        | ✓                    | ✓  | NV                     |                             | ✗                              | ✓  |                  | 67%*          | 50%           | 50%                               |
| Brink     | 48    | D     | ✓                                   |  | ✓                                      | NV                     | ✓                    | ✓  | ✓                      |                             | ✓                              | ✓  |                  | 100%*         | 80%           | 81%                               |
| Bulova    | 37    | D     | ✓                                   |  | ✓                                      |                        | ✓                    | ✓  | ✓                      |                             | ✓                              | ✓  | ✓                | 100%          | 80%           | 90%                               |
| Byron     | 22    | R     | ✓                                   |  | ✓                                      |                        | ✗                    | ✗  | ✗                      |                             | ✗                              | ✗  |                  | 29%           | 67%           | 39%                               |
| Caputo    | 67    | D     | ✓                                   |  | ✓                                      |                        | ✓                    | ✓  | ✓                      |                             | ✓                              | ✓  | ✓                | 100%          | 83%           | 91%                               |
| Carrico   | 5     | R     | ✓                                   |  | ✓                                      |                        | ✗                    | ✗  | ✗                      |                             | ✗                              | ✗  |                  | 29%           | 50%           | 31%                               |
| Cline     | 24    | R     | ✓                                   | ✗                                      | ✓                                      |                        | ✗                    | ✗  | ✗                      |                             | ✗                              | ✗  |                  | 25%           | 67%           | 38%                               |

| Delegate       | Dist. | Party | HB 543<br>Natural Gas<br>Decoupling | HB 1230<br>Greenhouse Gas<br>Reporting | HB 1335<br>Natural Resource<br>Funding | SB 38<br>Redistricting | SB 135<br>Fertilizer | SB 186<br>VDOT<br>Performance<br>Standards | SB 233<br>CO2<br>Goals | SB 525<br>Uranium<br>Mining | SB 710<br>Tree<br>Conservation | HB 30<br>Governor's<br>LEED<br>Amendment | Patron<br>Credit | 2008<br>Score | 2007<br>Score | Cumulative<br>Score Since<br>2000 |
|----------------|-------|-------|-------------------------------------|--|--|------------------------|----------------------|--|------------------------|-----------------------------|--------------------------------|--|------------------|---------------|---------------|-----------------------------------|
| Cole           | 88    | R     | ✓                                   |  | ✓                                      | ✗                      | ✓                    | NV   | ✗                      |                             | ✓                              | ✗  |                  | 57%*          | 83%           | 59%                               |
| Cosgrove       | 78    | R     | ✓                                   |  | ✓                                      | ✗                      | ✓                    | ✗  | ✗                      |                             | ✓                              | ✗  | ✓                | 56%           | 67%           | 52%                               |
| Cox            | 66    | R     | ✓                                   |  | ✓                                      |                        | ✓                    | ✗  | ✗                      | ✓                           | ✗                              | ✗  |                  | 50%           | 60%           | 47%                               |
| Crockett-Stark | 6     | R     | ✓                                   |  | ✓                                      |                        | ✓                    | ✗  | ✗                      |                             | ✗                              | ✗  |                  | 43%           | 60%           | 45%                               |
| Dance          | 63    | D     | ✓                                   |  | ✓                                      | ✓                      | ✓                    | ✓  | ✓                      |                             | ✓                              | ✓  |                  | 100%          | 80%           | 76%                               |
| Ebbin          | 49    | D     | ✓                                   |  | ✓                                      |                        | ✓                    | ✓  | ✓                      |                             | ✓                              | ✓  | ✓                | 100%          | 83%           | 94%                               |
| Eisenberg      | 47    | D     | ✓                                   |  | ✓                                      |                        | ✓                    | ✓  | ✓                      |                             | ✓                              | ✓  |                  | 100%          | 80%           | 89%                               |
| Englin         | 45    | D     | ✓                                   |  | ✓                                      | ✓                      | ✓                    | ✓  | ✓                      |                             | ✓                              | ✓  | ✓                | 100%          | 80%           | 96%                               |
| Fralin         | 17    | R     | ✓                                   |  | ✓                                      | ✗                      | ✓                    | ✗  | ✓                      |                             | ✓                              | ✓  | ✓                | 78%           | 83%           | 69%                               |
| Frederick      | 52    | R     | ✓                                   |  | ✓                                      | NV                     | ✓                    | NV   | NV                     |                             | ✓                              | NV                                       |                  | 100%*         | 100%          | 74%                               |
| Gear           | 91    | R     | ✓                                   |  | ✓                                      |                        | ✓                    | ✗  | ✗                      |                             | ✗                              | ✗  |                  | 43%           | 67%           | 52%                               |
| Gilbert        | 15    | R     | ✓                                   |  | ✓                                      |                        | ✓                    | NV   | ✗                      |                             | ✓                              | ✗  | ✓                | 71%*          | 50%           | 58%                               |
| Griffith       | 8     | R     | ✓                                   |  | ✓                                      |                        | ✓                    | ✗  | ✗                      | ✓                           | ✓                              | ✗  |                  | 63%           | 67%           | 52%                               |
| Hall           | 69    | D     | ✓                                   |  | ✓                                      |                        | ✓                    | ✓  | ✓                      | ✓                           | ✓                              | ✓  |                  | 100%          | 60%           | 67%                               |
| Hamilton       | 93    | R     | ✓                                   |  | ✓                                      |                        | ✓                    | ✗  | ✗                      |                             | ✓                              | ✗  |                  | 57%           | 80%           | 44%                               |
| Hargrove       | 55    | R     | ✓                                   |  | ✓                                      | ✗                      | ✓                    | ✗  | ✗                      | ✗                           | ✓                              | ✗  |                  | 44%           | 50%           | 45%                               |
| Hogan          | 60    | R     | ✓                                   |  | ✓                                      |                        | ✓                    | ✗  | ✗                      | ✓                           | ✗                              | ✗  | ✓                | 56%           | 60%           | 39%                               |
| Howell, A      | 90    | D     | ✓                                   |  | ✓                                      |                        | ✓                    | ✓  | ✓                      |                             | ✓                              | ✓  |                  | 100%          | 80%           | 56%                               |
| Howell, W      | 28    | R     | ✓                                   |  | ✓                                      |                        | ✓                    | ✗  | ✗                      | ✓                           | ✓                              | ✗  |                  | 63%           | 80%           | 50%                               |
| Hugo           | 40    | R     | ✓                                   | ✗                                      | ✓                                      |                        | ✓                    | ✗  | ✓                      |                             | ✓                              | ✓  |                  | 75%           | 67%           | 57%                               |
| Hull           | 38    | D     | ✓                                   |  | ✓                                      |                        | ✓                    | ✓  | ✓                      |                             | ✓                              | ✓  |                  | 100%          | 80%           | 68%                               |
| Iaquinto       | 84    | R     | ✓                                   |  | ✓                                      |                        | ✓                    | ✓  | ✗                      |                             | ✗                              | ✗  |                  | 57%           | 80%           | 58%                               |
| Ingram         | 62    | R     | ✓                                   |  | ✓                                      | ✗                      | ✓                    | ✗  | ✗                      |                             | ✓                              | ✗  |                  | 50%           | 60%           | 44%                               |
| Janis          | 56    | R     | ✓                                   |  | ✓                                      |                        | ✓                    | ✗  | ✗                      |                             | ✗                              | ✗  |                  | 43%           | 60%           | 41%                               |
| Joannou        | 79    | D     | ✓                                   |  | ✓                                      | ✗                      | ✓                    | ✓  | ✗                      | ✓                           | ✓                              | ✗  |                  | 67%           | 50%           | 48%                               |
| Johnson        | 4     | D     | ✓                                   |  | ✓                                      |                        | ✓                    | ✗  | ✗                      | ✓                           | ✓                              | ✗  |                  | 63%           | 67%           | 47%                               |
| Jones, DC      | 70    | D     | ✓                                   | ✓                                      | ✓                                      |                        | ✓                    | ✓  | ✓                      |                             | ✓                              | ✓  |                  | 100%          | 60%           | 67%                               |

| Delegate     | Dist. | Party | HB 543<br>Natural Gas<br>Decoupling | HB 1230<br>Greenhouse<br>Gas<br>Reporting | HB 1335<br>Natural<br>Resource<br>Funding | SB 38<br>Redistricting | SB 135<br>Fertilizer | SB 186<br>VDOT<br>Performance<br>Standards | SB 233<br>CO2<br>Goals | SB 525<br>Uranium<br>Mining | SB 710<br>Tree<br>Conservation | HB 30<br>Governor's<br>LEED<br>Amendment | Patron<br>Credit | 2008<br>Score | 2007<br>Score | Cumulative<br>Score Since<br>2000 |
|--------------|-------|-------|-------------------------------------|---|---|------------------------|----------------------|--|------------------------|-----------------------------|--------------------------------|--|------------------|---------------|---------------|-----------------------------------|
| Jones, SC    | 76    | R     | ✓                                   |   | ✓   | x                      | ✓                    | x  | x                      | ✓                           | ✓                              | x  |                  | 56%           | 60%           | 45%                               |
| Kilgore      | 1     | R     | ✓                                   | x   | ✓   |                        | ✓                    | x  | x                      |                             | x                              | x  | ✓                | 44%           | 57%           | 37%                               |
| Landes       | 25    | R     | ✓                                   |   | ✓   |                        | ✓                    | x  | x                      | ✓                           | x                              | x  | ✓                | 56%           | 67%           | 52%                               |
| Lewis        | 100   | D     | ✓                                   |   | ✓   |                        | ✓                    | ✓  | ✓                      |                             | ✓                              | ✓  |                  | 100%          | 83%           | 89%                               |
| Lingamfelter | 31    | R     | ✓                                   |   | ✓   |                        | ✓                    | NV   | x                      |                             | ✓                              | x  | ✓                | 71%*          | 100%          | 62%                               |
| Lohr         | 26    | R     | ✓                                   |   | ✓   |                        | ✓                    | x  | x                      |                             | x                              | x  |                  | 43%           | 40%           | 45%                               |
| Loupassi     | 68    | R     | ✓                                   |   | ✓   |                        | ✓                    | x  | x                      |                             | ✓                              | x  |                  | 57%           | N/A           | 57%                               |
| Marsden      | 41    | D     | ✓                                   |   | ✓   |                        | ✓                    | ✓  | ✓                      |                             | ✓                              | NV                                       |                  | 100%*         | 67%           | 75%                               |
| Marshall, D  | 14    | R     | ✓                                   |   | ✓   |                        | x                    | x  | x                      |                             | x                              | x  |                  | 29%           | 60%           | 34%                               |
| Marshall, R  | 13    | R     | ✓                                   |   | NV  |                        | ✓                    | NV   | NV                     |                             | NV                             | ✓  | ✓                | 100%*         | 100%          | 75%                               |
| Massie       | 72    | R     | ✓                                   |   | ✓   |                        | ✓                    | x  | x                      |                             | x                              | x  |                  | 43%           | N/A           | 43%                               |
| Mathieson    | 21    | D     | ✓                                   |   | ✓   |                        | ✓                    | ✓  | ✓                      |                             | ✓                              | ✓  |                  | 100%          | N/A           | 100%                              |
| May          | 33    | R     | ✓                                   |   | ✓   |                        | ✓                    | x  | x                      |                             | ✓                              | x  | ✓                | 63%           | 83%           | 57%                               |
| McClellan    | 71    | D     | ✓                                   |   | ✓   |                        | ✓                    | ✓  | ✓                      |                             | ✓                              | ✓  |                  | 100%          | 83%           | 95%                               |
| Melvin       | 80    | D     | ✓                                   | ✓   | ✓   |                        | ✓                    | ✓  | ✓                      |                             | ✓                              | ✓  |                  | 100%          | 67%           | 69%                               |
| Merricks     | 16    | R     | ✓                                   |   | ✓   |                        | x                    | x  | x                      |                             | ✓                              | x  | ✓                | 50%           | N/A           | 50%                               |
| Miller, J    | 50    | R     | ✓                                   |   | ✓   |                        | x                    | x  | x                      |                             | ✓                              | x  |                  | 50%           | 60%           | 54%                               |
| Miller, P    | 87    | D     | ✓                                   |   | ✓   |                        | ✓                    | ✓  | ✓                      |                             | ✓                              | ✓  |                  | 100%          | 80%           | 64%                               |
| Moran        | 46    | D     | ✓                                   |   | ✓   |                        | ✓                    | ✓  | ✓                      |                             | ✓                              | ✓  | ✓                | 100%          | 83%           | 83%                               |
| Morgan       | 98    | R     | ✓                                   |   | ✓   |                        | ✓                    | x  | x                      |                             | ✓                              | x  | ✓                | 63%           | 100%          | 61%                               |
| Morrissey    | 74    | D     | ✓                                   |   | ✓   |                        | ✓                    | ✓  | ✓                      |                             | ✓                              | ✓  |                  | 100%          | N/A           | 100%                              |
| Nichols      | 51    | D     | ✓                                   |   | ✓   |                        | ✓                    | ✓  | ✓                      |                             | ✓                              | ✓  |                  | 100%          | N/A           | 100%                              |
| Nixon        | 27    | R     | ✓                                   |   | ✓   |                        | ✓                    | x  | x                      |                             | x                              | x  | ✓                | 50%           | 50%           | 44%                               |
| Nutter       | 7     | R     | ✓                                   |   | ✓   |                        | ✓                    | x  | x                      |                             | ✓                              | x  |                  | 57%           | 100%          | 59%                               |
| O'Bannon     | 73    | R     | ✓                                   |   | ✓   |                        | x                    | x  | x                      |                             | x                              | x  |                  | 38%           | 83%           | 49%                               |
| Oder         | 94    | R     | ✓                                   |   | ✓   |                        | ✓                    | x  | x                      |                             | ✓                              | x  |                  | 57%           | 75%           | 45%                               |
| Orrock       | 54    | R     | ✓                                   |   | ✓   |                        | ✓                    | x  | x                      |                             | x                              | x  |                  | 43%           | 60%           | 48%                               |
| Peace        | 97    | R     | ✓                                   |   | ✓   |                        | ✓                    | x  | x                      |                             | ✓                              | x  | ✓                | 63%           | 83%           | 68%                               |

| Delegate   | Dist. | Party | HB 543<br>Natural Gas<br>Decoupling | HB 1230<br>Greenhouse<br>Gas<br>Reporting | HB 1335<br>Natural<br>Resource<br>Funding | SB 38<br>Redistricting | SB 135<br>Fertilizer | SB 186<br>VDOT<br>Performance<br>Standards | SB 233<br>CO2<br>Goals | SB 525<br>Uranium<br>Mining | SB 710<br>Tree<br>Conservation | HB 30<br>Governor's<br>LEED<br>Amendment | Patron<br>Credit | 2008<br>Score | 2007<br>Score | Cumulative<br>Score Since<br>2000 |
|------------|-------|-------|-------------------------------------|---|---|------------------------|----------------------|--|------------------------|-----------------------------|--------------------------------|--|------------------|---------------|---------------|-----------------------------------|
| Phillips   | 2     | D     | NV                                  |   | ✓   | ✓                      | ✓                    | NV   | x                      |                             | ✓                              | ✓  |                  | 83%*          | 60%           | 47%                               |
| Plum       | 36    | D     | ✓                                   | ✓   | ✓   |                        | ✓                    | ✓  | ✓                      |                             | ✓                              | ✓  | ✓                | 100%          | 86%           | 87%                               |
| Pogge      | 96    | R     | ✓                                   |   | ✓   |                        | ✓                    | x  | x                      |                             | x                              | x  |                  | 43%           | N/A           | 43%                               |
| Poindexter | 9     | R     | ✓                                   |   | ✓   |                        | ✓                    | x  | x                      |                             | x                              | x  |                  | 43%           | N/A           | 43%                               |
| Poisson    | 32    | D     | ✓                                   |   | ✓   |                        | AB                   | ✓  | ✓                      |                             | ✓                              | ✓  | ✓                | 100%*         | 67%           | 73%                               |
| Pollard    | 99    | D     | N/A                                 |   | N/A                                       |                        | ✓                    | ✓  | ✓                      |                             | ✓                              | ✓  |                  | 100%          | N/A           | 98%                               |
| Purkey     | 82    | R     | ✓                                   |   | ✓   |                        | ✓                    | x  | x                      |                             | ✓                              | x  |                  | 57%           | 67%           | 42%                               |
| Putney     | 19    | I     | ✓                                   |   | ✓   | x                      | ✓                    | x  | x                      | NV                          | x                              | x  |                  | 38%           | 75%           | 38%                               |
| Rust       | 86    | R     | ✓                                   |   | ✓   |                        | ✓                    | x  | x                      |                             | ✓                              | x  |                  | 57%           | 60%           | 57%                               |
| Saxman     | 20    | R     | ✓                                   |   | ✓   |                        | ✓                    | x  | x                      |                             | x                              | x  | ✓                | 50%           | 50%           | 44%                               |
| Scott, E   | 30    | R     | ✓                                   |   | ✓   |                        | ✓                    | x  | x                      |                             | x                              | x  | ✓                | 50%           | 60%           | 43%                               |
| Scott, J   | 53    | D     | ✓                                   |   | ✓   | ✓                      | ✓                    | ✓  | ✓                      |                             | ✓                              | ✓  |                  | 100%          | 80%           | 84%                               |
| Shannon    | 35    | D     | ✓                                   |   | ✓   |                        | ✓                    | ✓  | ✓                      |                             | ✓                              | ✓  | ✓                | 100%          | 83%           | 78%                               |
| Sherwood   | 29    | R     | ✓                                   |   | ✓   |                        | ✓                    | x  | x                      |                             | x                              | x  |                  | 43%           | 80%           | 41%                               |
| Shuler     | 12    | D     | ✓                                   |   | ✓   |                        | ✓                    | ✓  | ✓                      |                             | ✓                              | NV                                       |                  | 100%*         | 100%          | 76%                               |
| Sickles    | 43    | D     | ✓                                   |   | ✓   | ✓                      | ✓                    | ✓  | ✓                      |                             | ✓                              | ✓  |                  | 100%          | 80%           | 89%                               |
| Spruill    | 77    | D     | ✓                                   |   | ✓   |                        | ✓                    | ✓  | ✓                      | x                           | ✓                              | ✓  |                  | 88%           | 80%           | 56%                               |
| Suit       | 81    | R     | ✓                                   |   | ✓   | x                      | ✓                    | x  | x                      |                             | ✓                              | x  |                  | 50%           | 60%           | 36%                               |
| Tata       | 85    | R     | ✓                                   |   | ✓   |                        | ✓                    | x  | ✓                      |                             | ✓                              | x  |                  | 71%           | 83%           | 50%                               |
| Toscano    | 57    | D     | ✓                                   |   | ✓   |                        | ✓                    | ✓  | ✓                      |                             | ✓                              | ✓  |                  | 100%          | 75%           | 89%                               |
| Tyler      | 75    | D     | ✓                                   |   | ✓   |                        | ✓                    | ✓  | ✓                      |                             | ✓                              | x  |                  | 86%           | 75%           | 63%                               |
| Valentine  | 23    | D     | ✓                                   |   | ✓   |                        | ✓                    | ✓  | ✓                      |                             | ✓                              | ✓  | ✓                | 100%          | 80%           | 86%                               |
| Vanderhye  | 34    | D     | ✓                                   |   | ✓   |                        | ✓                    | ✓  | ✓                      |                             | ✓                              | ✓  | ✓                | 100%          | N/A           | 100%                              |
| Ward       | 92    | D     | ✓                                   |   | ✓   |                        | ✓                    | ✓  | ✓                      |                             | ✓                              | ✓  |                  | 100%          | 80%           | 69%                               |
| Ware, L    | 65    | R     | ✓                                   |   | ✓   |                        | ✓                    | x  | x                      |                             | x                              | x  |                  | 43%           | 71%           | 54%                               |
| Ware, O    | 11    | D     | ✓                                   |   | ✓   |                        | ✓                    | ✓  | ✓                      |                             | ✓                              | ✓  |                  | 100%          | 75%           | 61%                               |
| Watts      | 39    | D     | ✓                                   |   | ✓   |                        | ✓                    | ✓  | ✓                      |                             | ✓                              | ✓  |                  | 100%          | 80%           | 80%                               |
| Wright     | 61    | R     | ✓                                   |   | ✓   |                        | ✓                    | x  | x                      | x                           | x                              | x  |                  | 29%           | 80%           | 44%                               |

2008 VIRGINIA HOUSE OF DELEGATES

| District | Name                    | Address   | Phone          | Party | Email                                |
|----------|-------------------------|---|----------------|-------|--------------------------------------|
| 59       | Watkins M. Abbitt, Jr.  | P.O. Box 683, Appomattox, VA 24522                                | (434) 352-2880 | I     | DelWAbbitt@house.state.va.us         |
| 42       | David B. Albo           | 6367 Rolling Mill Place, Suite 102, Springfield, VA 22152         | (703) 451-3555 | R     | DelDALbo@house.state.va.us           |
| 89       | Kenneth C. Alexander    | 7246 Granby Street, Norfolk, VA 23505                             | (757) 628-1000 | D     | DelKAlexander@house.state.va.us      |
| 44       | Kristen J. Amundson     | P.O. Box 143, Mount Vernon, VA 22121                              | (703) 619-0444 | D     | DelKAmundson@house.state.va.us       |
| 10       | Ward L. Armstrong       | P.O. Box 1431, Martinsville, VA 24114                             | (276) 632-7022 | D     | DelWArmstrong@house.state.va.us      |
| 18       | Clifford L. Athey, Jr.  | 35 N. Royal Avenue, Front Royal, VA 22630                         | (540) 635-2123 | R     | DelCAthey@house.state.va.us          |
| 95       | Mamye E. BaCote         | 2600 Washington Avenue, Suite 1000, Newport News, VA 23607        | (757) 244-4415 | D     | DelMBaCote@house.state.va.us         |
| 64       | William K. Barlow       | P.O. Box 240, Smithfield, VA 23431                                | (757) 357-9720 | D     | DelWBarlow@house.state.va.us         |
| 58       | Robert B. Bell          | 2309 Finch Court, Charlottesville, VA 22911                       | (434) 245-8900 | R     | DelRBell@house.state.va.us           |
| 83       | Joseph F. Bouchard      | P. O. Box 68726, Virginia Beach, VA 23471                         | (757) 333-2527 | D     | DelJBouchard@house.state.va.us       |
| 3        | Dan C. Bowling          | P.O. Box 429, Oakwood, VA 24631                                   | (276) 498-7207 | D     | DelDBowling@house.state.va.us        |
| 48       | Robert H. Brink         | P.O. Box 7668, Arlington, VA 22207                                | (703) 531-1048 | D     | DelRBrink@house.state.va.us          |
| 37       | David L. Bulova         | P.O. Box 106, Fairfax Station, VA 22039                           | (703) 310-6752 | D     | DelDBulova@house.state.va.us         |
| 22       | Kathy J. Byron          | 523 Leesville Road, Lynchburg, VA 24502                           | (434) 237-6007 | R     | DelKByron@house.state.va.us          |
| 67       | C. Charles Caputo       | P.O. Box 222154, Chantilly, VA 20153                              | (703) 476-6944 | D     | DelCCaputo@house.state.va.us         |
| 5        | Charles W. Carrico, Sr. | 578 E. Main Street, Suite B, P.O. Box 188, Independence, VA 24348 | (276) 773-9600 | R     | DelCCarrico@house.state.va.us        |
| 24       | Benjamin L. Cline       | P.O. Box 1405, Amherst, VA 24521                                  | (434) 946-9908 | R     | DelBCline@house.state.va.us          |
| 88       | Mark L. Cole            | P.O. Box 6046, Fredericksburg, VA 22403                           | (540) 752-8200 | R     | DelMCole@house.state.va.us           |
| 78       | John A. Cosgrove        | P.O. Box 15483, Chesapeake, VA 23328                              | (757) 547-3422 | R     | DelJCosgrove@house.state.va.us       |
| 66       | M. Kirkland Cox         | 131 Old Brickhouse Lane, Colonial Heights, VA 23834               | (804) 526-5135 | R     | DelKcox@house.state.va.us            |
| 6        | Anne B. Crockett-Stark  | 440 West Franklin Street, P.O. Box 628, Wytheville, VA 24382      | (276) 227-0247 | R     | DelACrockett-Stark@house.state.va.us |
| 63       | Rosalyn R. Dance        | P.O. Box 2584, Petersburg, VA 23804                               | (804) 862-2922 | D     | DelRDance@house.state.va.us          |
| 49       | Adam P. Ebbin           | P.O. Box 41870, Arlington, VA 22204                               | (703) 549-8253 | D     | DelAEbbin@house.state.va.us          |
| 47       | Albert C. Eisenberg     | P.O. Box 969, Arlington, VA 22216                                 | (703) 228-7909 | D     | DelAEisenberg@house.state.va.us      |
| 45       | David L. Englin         | City Hall, 301 King Street, Box 65, Alexandria, VA 22314          | (703) 549-3203 | D     | DelDEnglin@house.state.va.us         |
| 17       | William H. Fralin, Jr.  | P.O. Box 20363, Roanoke, VA 24018                                 | (540) 772-7600 | R     | DelWFralin@house.state.va.us         |
| 52       | Jeffrey M. Frederick    | P.O. Box 58, Woodbridge, VA 22194                                 | (703) 490-8405 | R     | DelJFrederick@house.state.va.us      |
| 91       | Thomas D. Gear          | P.O. Box 7496, Hampton, VA 23666                                  | (757) 825-1943 | R     | DelTGear@house.state.va.us           |
| 15       | C. Todd Gilbert         | P.O. Box 309, Woodstock, VA 22664                                 | (540) 459-7550 | R     | DelTGilbert@House.state.va.us        |
| 8        | H. Morgan Griffith      | P.O. Box 1250, Salem, VA 24153                                    | (540) 389-4498 | R     | DelMGriffith@house.state.va.us       |
| 69       | Franklin P. Hall        | P.O. Box 3407, Richmond, VA 23235                                 | (804) 303-5779 | D     | DelFHall@house.state.va.us           |
| 93       | Phillip A. Hamilton     | P.O. Box 1585, Newport News, VA 23601                             | (757) 249-2580 | R     | DelPHamilton@house.state.va.us       |
| 55       | Frank D. Hargrove, Sr.  | 10321 Washington Highway, Glen Allen, VA 23059                    | (804) 550-2900 | R     | DelFHargrove@house.state.va.us       |

2008 VIRGINIA HOUSE OF DELEGATES

| District | Name                    | Address   | Phone          | Party | Email                              |
|----------|-------------------------|---|----------------|-------|------------------------------------|
| 60       | Clarke N. Hogan         | 455 Short Street, Suite 204, South Boston, VA 24592 | (434) 575-0000 | R     | DelCHogan@house.state.va.us        |
| 90       | William J. Howell       | P.O. Box 8296, Fredericksburg, VA 22404             | (540) 371-1612 | R     | DelWHowell@house.state.va.us       |
| 28       | Algje T. Howell, Jr.    | P.O. Box 12865, Norfolk, VA 23541                   | (757) 466-7525 | D     | DelAHowell@house.state.va.us       |
| 40       | Timothy D. Hugo         | P.O. Box 893, Centreville, VA 20122                 | (703) 968-4101 | R     | DelTHugo@house.state.va.us         |
| 38       | Robert D. Hull          | P.O. Box 2331, Falls Church, VA 22042               | (703) 573-4855 | D     | DelRHull@house.state.va.us         |
| 84       | Salvatore R. Iaquinto   | P. O. Box 6888, Virginia Beach, VA 23456            | (757) 430-0102 | R     | DelSIaquinto@house.state.va.us     |
| 62       | Riley E. Ingram         | 3302 Oaklawn Boulevard, Hopewell, VA 23860          | (804) 458-9873 | R     | DelRIngram@house.state.va.us       |
| 56       | William R. Janis        | P.O. Box 3703, Glen Allen, VA 23058                 | (804) 726-5856 | R     | DelBJanis@house.state.va.us        |
| 79       | Johnny S. Joannou       | 709 Court Street, Portsmouth, VA 23704              | (757) 399-1700 | D     | No Email                           |
| 4        | Joseph P. Johnson, Jr.  | 164 E. Valley Street, Abingdon, VA 24210            | (276) 628-9940 | D     | DelJJohnson@house.state.va.us      |
| 70       | Dwight Clinton Jones    | P.O. Box 2347, Richmond, VA 23218                   | (804) 698-1070 | D     | DelDJones@house.state.va.us        |
| 76       | S. Chris Jones          | P.O. Box 5059, Suffolk, VA 23435                    | (757) 483-6242 | R     | DelCJones@house.state.va.us        |
| 1        | Terry G. Kilgore        | P.O. Box 669, Gate City, VA 24251                   | (276) 386-7011 | R     | DelTKilgore@house.state.va.us      |
| 25       | R. Steven Landes        | P.O. Box 42, Weyers Cave, VA 24486                  | (540) 245-5540 | R     | DelSLandes@house.state.va.us       |
| 100      | Lynwood W. Lewis, Jr.   | P.O. Box 760, Accomack, VA 23301                    | (757) 787-1094 | D     | DelLLewis@house.state.va.us        |
| 31       | L. Scott Lingamfelter   | 5420 Lomax Way, Woodbridge, VA 22193                | (703) 580-1294 | R     | DelSLingamfelter@house.state.va.us |
| 26       | Matthew J. Lohr         | P.O. Box 1413, Harrisonburg, VA 22803               | (540) 437-1450 | R     | DelMLohr@house.state.va.us         |
| 68       | G. Manoli Loupassi      | 6002A W. Broad Street, Ste. 200, Richmond, VA 23230 | (804) 440-6222 | R     | DelMLoupassi@house.state.va.us     |
| 41       | David W. Marsden        | 9322 Jackson Street, Burke, VA 22015                | (703) 323-4733 | D     | DelDMarsden@house.state.va.us      |
| 14       | Robert G. Marshall      | P.O. Box 421, Manassas, VA 20108                    | (434) 797-5861 | R     | DelBMarshall@house.state.va.us     |
| 13       | Daniel W. Marshall, III | 1088 Industrial Avenue, Danville, VA 24541          | (703) 361-5416 | R     | DelDMarshall@house.state.va.us     |
| 72       | James P. Massie, III    | P.O. Box 29598, Richmond, VA 23242                  | (804) 377-0100 | R     | DelJMassie@house.state.va.us       |
| 21       | Robert W. Mathieson     | P. O. Box 8021, Virginia Beach, VA 23450-8021       | (757) 470-3000 | D     | DelBMathieson@house.state.va.us    |
| 33       | Joe T. May              | P.O. Box 2146, Leesburg, VA 20177                   | (703) 777-1191 | R     | DelJMay@house.state.va.us          |
| 71       | Jennifer L. McClellan   | P.O. Box 406, Richmond, VA 23218                    | (804) 698-1171 | D     | DelJMcClellan@house.state.va.us    |
| 80       | Kenneth R. Melvin       | 801 Water Street, Suite 300, Portsmouth, VA 23704   | (757) 397-2800 | D     | DelKMelvin@house.state.va.us       |
| 16       | Donald W. Merricks      | 2276 Franklin Tpke., Suite 103, Danville, VA 24540  | (434) 724-3370 | R     | DelDMerricks@house.state.va.us     |
| 50       | Paula J. Miller         | P.O. Box 8757, Norfolk, VA 23503                    | (703) 244-6172 | D     | DelPMiller@house.state.va.us       |
| 87       | Jackson H. Miller       | P. O. Box 10072, Manassas, VA 20108                 | (757) 587-8757 | R     | DelJMiller@house.state.va.us       |
| 46       | Brian J. Moran          | 4154 Duke Street, Alexandria, VA 22304              | (703) 370-2890 | D     | DelBMoran@house.state.va.us        |
| 98       | Harvey B. Morgan        | P.O. Box 949, Gloucester, VA 23061                  | (804) 693-4750 | R     | DelHMorgan@house.state.va.us       |
| 74       | Joseph D. Morrissey     | 605 E. Nine Mile Road, Highland Springs, VA 23075   | (804) 328-1466 | D     | DelJMorrissey@house.state.va.us    |
| 51       | Paul F. Nichols         | 12660 Lake Ridge Drive, Woodbridge, VA 22192        | (703) 492-4205 | D     | DelPNichols@house.state.va.us      |

## 2008 VIRGINIA HOUSE OF DELEGATES

| District | Name                     | Address  | Phone          | Party | Email                            |
|----------|--------------------------|--|----------------|-------|----------------------------------|
| 27       | Samuel A. Nixon, Jr.     | P.O. Box 34908, Richmond, VA 23234                     | (804) 745-4335 | R     | DelSNixon@house.state.va.us      |
| 7        | David A. Nutter          | P.O. Box 1344, Christiansburg, VA 24068                | (540) 382-7731 | R     | DelDNutter@house.state.va.us     |
| 73       | John M. O'Bannon, III    | P.O. Box 70365, Richmond, VA 23255                     | (804) 282-8640 | R     | DelJOBannon@house.state.va.us    |
| 94       | G. Glenn Oder            | P.O. Box 6161, Newport News, VA 23606                  | (757) 930-8683 | R     | DelGOder@house.state.va.us       |
| 54       | Robert D.Orrock, Sr.     | P.O. Box 458, Thornburg, VA 22565                      | (540) 891-1322 | R     | DelBORrock@house.state.va.us     |
| 97       | Christopher Kilian Peace | P.O. Box 819, Mechanicsville, VA 23111                 | (804) 730-3737 | R     | DelCPeace@house.state.va.us      |
| 2        | Clarence E. Phillips     | P.O. Box 36, Castlewood, VA 24224                      | (276) 762-9758 | D     | DelBPhillips@house.state.va.us   |
| 36       | Kenneth R. Plum          | 2073 Cobblestone Lane, Reston, VA 20191                | (703) 758-9733 | D     | DelKPlum@house.state.va.us       |
| 96       | Brenda L. Pogge          | P O Box 1386, Yorktown, VA 23192                       | (757) 223-9690 | R     | DelBPogge@house.state.va.us      |
| 9        | Charles D. Poindexter    | P. O. Box 117, Glade Hill, VA 24092                    | (540) 489-8989 | R     | DelCPoindexter@house.state.va.us |
| 32       | David E. Poisson         | 2 Pidgeon Hill Drive, Suite 340, Sterling, VA 20165    | (703) 421-6899 | D     | DelDPoisson@house.state.va.us    |
| 99       | Albert C. Pollard, Jr.   | P.O. Box 128, Mollusk, VA 22517                        | (804) 462-5940 | D     | DelAPollard@house.state.va.us    |
| 82       | Harry R. Purkey          | 2352 Leeward Shore Drive, Virginia Beach, VA 23451     | (757) 481-1493 | R     | DelBPurkey@house.state.va.us     |
| 19       | Lacey E. Putney          | P.O. Box 127, Bedford, VA 24523                        | (540) 586-0080 | I     | DelLPutney@house.state.va.us     |
| 86       | Thomas Davis Rust        | 730 Elden Street, Herndon, VA 20170                    | (703) 437-9400 | R     | DelTRust@house.state.va.us       |
| 20       | Christopher B. Saxman    | P.O. Box 2517, Staunton, VA 24402                      | (540) 886-8284 | R     | DelCSaxman@house.state.va.us     |
| 30       | James M. Scott           | P.O. Box 359, Merrifield, VA 22116                     | (540) 825-6400 | D     | DelJScott@house.state.va.us      |
| 53       | Edward T. Scott          | 206 S. Main Street, Suite 203, Culpeper, VA 22701      | (703) 560-8338 | R     | DelEScott@house.state.va.us      |
| 35       | Stephen C. Shannon       | P.O. Box 1143, Vienna, VA 22183                        | (703) 281-5200 | D     | DelSShannon@house.state.va.us    |
| 29       | Beverly J. Sherwood      | P.O. Box 2014, Winchester, VA 22604                    | (540) 667-8947 | R     | DelBSherwood@house.state.va.us   |
| 12       | James M. Shuler          | 1999 S. Main Street, Suite 304-A, Blacksburg, VA 24060 | (540) 953-1103 | D     | DelJShuler@house.state.va.us     |
| 43       | Mark D. Sickles          | P.O. Box 10628, Franconia, VA 22310                    | (703) 922-6440 | D     | DelMSickles@house.state.va.us    |
| 77       | Lionell Spruill, Sr.     | P.O. Box 5403, Chesapeake, VA 23324                    | (757) 424-2178 | D     | DelLSpruill@house.state.va.us    |
| 81       | Terrie L. Suit           | P.O. Box 7031, Virginia Beach, VA 23457                | (757) 421-3309 | R     | DelTSuit@house.state.va.us       |
| 85       | Robert Tata              | 4536 Gleneagle Drive, Virginia Beach, VA 23462         | (757) 340-3510 | R     | DelBTata@house.state.va.us       |
| 57       | David J. Toscano         | 211 E. High Street, Charlottesville, VA 22902          | (434) 220-1660 | D     | DelDToscano@house.state.va.us    |
| 75       | Roslyn C. Tyler          | 25359 Blue Star Highway, Jarratt, VA 23867             | (434) 336-1710 | D     | DelRTyler@house.state.va.us      |
| 23       | Shannon R. Valentine     | 1022 Commerce Street, Suite 3B, Lynchburg, VA 24504    | (434) 455-1208 | D     | DelSValfentine@house.state.va.us |
| 34       | Margaret G. Vanderhye    | P.O. Box 7335, McLean, VA 22106                        | (703) 448-8018 | D     | DelMVanderhye@house.state.va.us  |
| 92       | Jeion A. Ward            | P.O. Box 7310, Hampton, VA 23666                       | (757) 827-5921 | D     | DelJWard@house.state.va.us       |
| 11       | Onzlee Ware              | 325 North Jefferson Street, Roanoke, VA 24016          | (540) 344-7410 | D     | DelOWare@house.state.va.us       |
| 65       | R. Lee Ware, Jr.         | P.O. Box 689, Powhatan, VA 23139                       | (804) 598-6696 | R     | DelLWare@house.state.va.us       |
| 39       | Vivian E. Watts          | 8717 Mary Lee Lane, Annandale, VA 22003                | (703) 978-2989 | D     | DelVWatts@house.state.va.us      |
| 61       | Thomas C. Wright, Jr.    | P.O. Box 1323, Victoria, VA 23974                      | (434) 696-3061 | R     | DelTWright@house.state.va.us     |



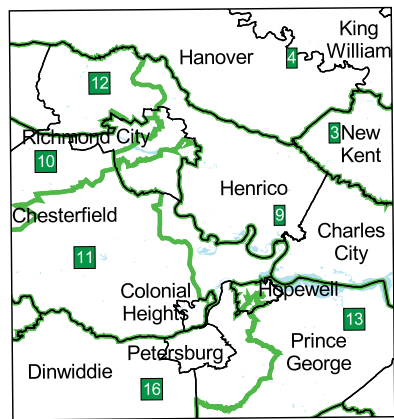
over 200,000 and voters to decide

Notable Number

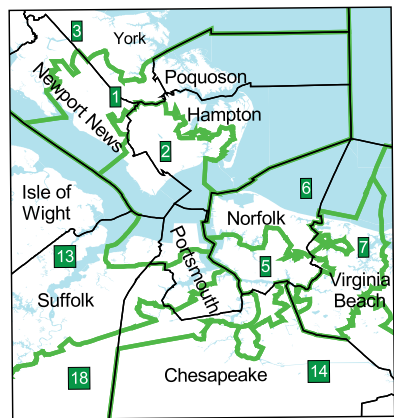
4,000,000

Number of dollars appropriated for the Virginia Land Conservation Foundation for the next two years.

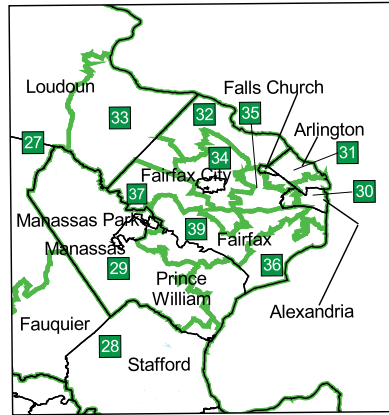




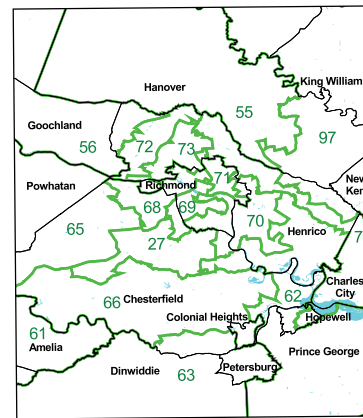
CENTRAL VIRGINIA



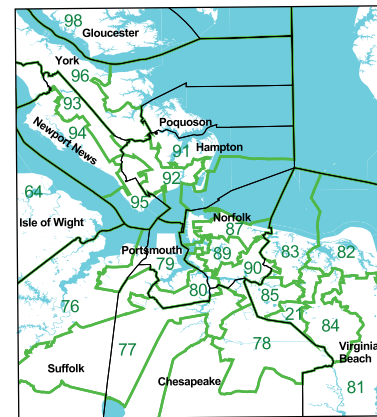
TIDEWATER AREA



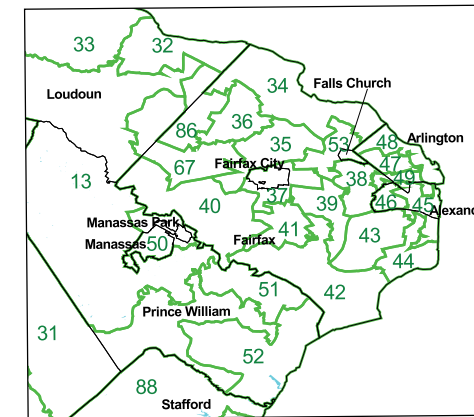
NORTHERN VIRGINIA



CENTRAL VIRGINIA



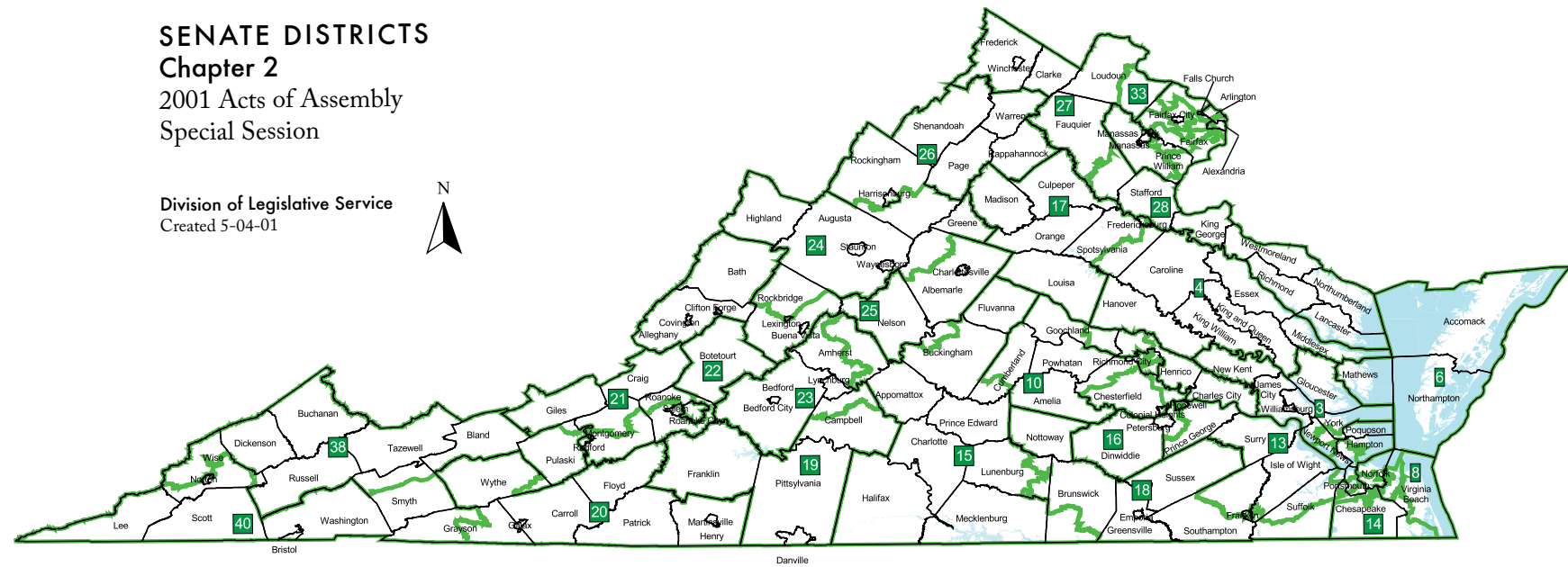
TIDEWATER AREA



NORTHERN VIRGINIA

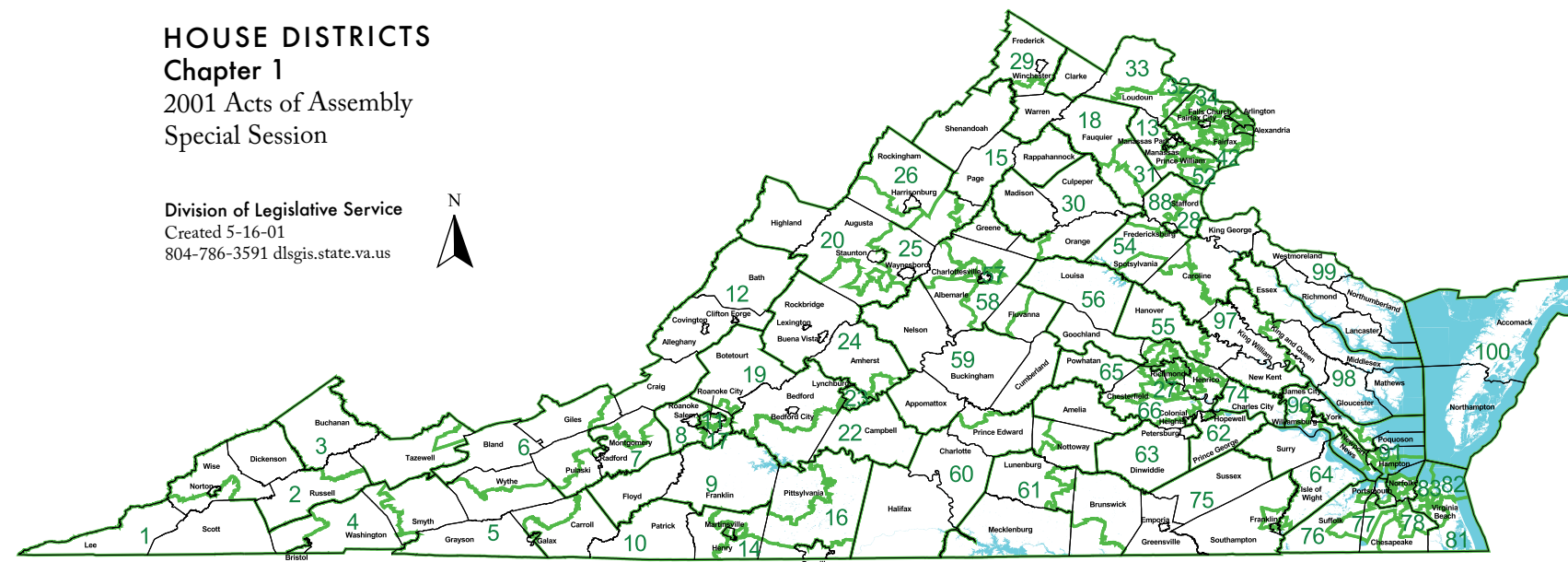
**SENATE DISTRICTS**  
**Chapter 2**  
 2001 Acts of Assembly  
 Special Session

Division of Legislative Service  
 Created 5-04-01



**HOUSE DISTRICTS**  
**Chapter 1**  
 2001 Acts of Assembly  
 Special Session

Division of Legislative Service  
 Created 5-16-01  
 804-786-3591 dlsgis.state.va.us





# A Cycle of Accountability

## You Can Make a Difference...At Home, In Richmond & Online!

Political and legislative advocacy is a year-round effort. Whether meeting with legislators in Richmond or phoning voters before Election Day, VALCV members are essential to our efforts to make Virginia a better place in which to live.

The goals of the LCT and CAV! Networks are to:

- identify and motivate conservation-minded Virginians
- educate these activists on the issues
- help these activists influence public policy by establishing dialogue with their elected officials

Our LCT and CAV! efforts result in targeted conservation messages to those in office who most need to hear from their constituents about an upcoming issue or vote.

## LEGISLATIVE CONTACT TEAMS

Virginia Conservation Network (VCN) and the Virginia League of Conservation Voters – Education Fund (VALCV-EF) started the Legislative Contact Teams (LCTs) program in the fall of 2002 with the goal of recruiting activists to volunteer as conservation contacts in their home legislative districts. The current goal for the LCT program is to identify 3 to 4 activists in each Senate and House district to act as members on their local LCT for that legislator.

To date, this VCN and VALCV-EF joint effort brought in over 200 members, covering 35 Senate districts and 73 House districts. This program has brought in a record number of participants willing to speak to their legislators directly as a result of the LCT program building efforts. One of the benefits of strengthening personal contact with legislators is that legislators become more knowledgeable and more responsive to their constituents' issues. There are conservationists in hundreds of organizations throughout the state. The goal of the LCT program is to organize activists in a manner that will help coordinate the conservation message and take advantage of the vast but, until now, loose network of conservation activists. We still need volunteers in certain districts — please join with us and refer a friend!

## CONSERVATION E-ACTION VIRGINIA! (CAV!)

Conservation e-Action Virginia! uses a state-of-the-art email action alert system and a collaborative effort among Virginia conservation organizations to educate and mobilize a wide range of conservation organization members. The CAV! system helps the conservation community send a strong message to elected officials, governmental decision makers and industry leadership.



Please sign up for our CAV! e-mail alert system. Using only about ten email alerts per year, CAV! will put you in touch with key decision makers on issues like clean air and water, wildlife habitat, sprawl, transportation, growth management, forestry and others. Joining the CAV! network is simple. Just go to our home page at [www.valcv.org](http://www.valcv.org).

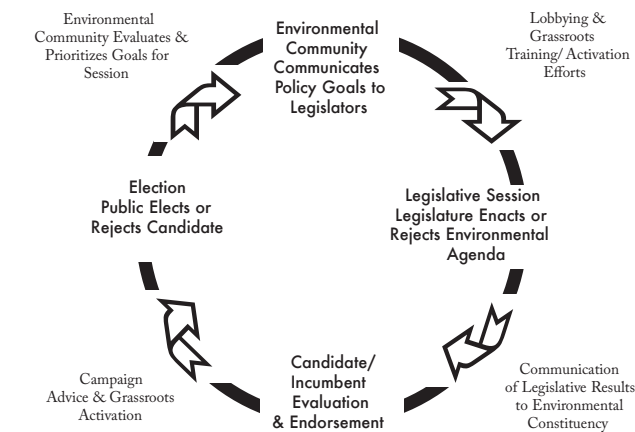
## VALCV ONLINE

Keen an eye on [www.valcv.org](http://www.valcv.org) to stay abreast of our many 2008 summer and fall events and workshops. Check back often throughout the year for updates on our programs and the progress of Virginia conservation policies. During the 2009 General Assembly session, the VALCV site will also provide links to General Assembly Updates and to Virginia's Bill Tracking service online. Check back often for updates on legislation and for more about how you can help make a difference.



Yellow-bellied Sapsucker

## KNOW THE CYCLE



## THE ENDORSEMENT PROCESS

The Conservation Scorecard is also used as a factor in candidate endorsements, in addition to VALCV-administered candidate questionnaires and personal interviews. We conduct rigorous research on candidates and concentrate on the races where our resources can make a difference. We back our endorsements with expertise – assisting candidates with the media, fundraising and grassroots organizing strategies they need to win. We work to educate voters, then help get out the vote on Election Day. For more information, go to [www.valcv.org](http://www.valcv.org).

## APPLAUD THE WORK OF OUR LOCAL PARTNERS

One of VALCV's priorities is to work with local groups to form Political Action Committees or PACs so that they are in a position to influence the outcome of local elections. If conservation and growth management are to become key campaign issues throughout our electoral process, we must work together at the local level. Our Local PAC Partners are local PACs that have agreed to work with VALCV in an effort to share resources, expertise, and support to win elections at every level. They are all to be commended for the countless hours of hard work they invest in local campaigns. Their local presence and "pounding on the issues" has enabled VALCV to make considerable progress with the tough legislation at the General Assembly.

Fairfax League of Conservation Voters  
Fauquier Conservation Voters  
Hanover Conservation Voters  
Orange County Citizens Committee

Northampton Conservation Voters  
Voters for Loudoun's Future  
Voters to Stop Sprawl - Albemarle  
Voters to Stop Sprawl- Spotsylvania

Now You Know the Score...

...HERE'S WHAT TO DO ABOUT IT

1. **Hold your legislators accountable.** Use the rosters on pages 18 and 24 and e-mail, call, or write your representatives. If they voted against conservation concerns, express your disappointment. If they voted to protect Virginia's environment, thank them and show your support.
2. **Share the 2008 Conservation Scorecard with your friends, neighbors and neighborhood groups.** Make sure they know the scores of delegates and senators in their district, and make sure they know what they can do to support conservation. You can contact VALCV for additional copies, or view the scorecard online at [www.valcv.org](http://www.valcv.org).
3. **Support our work.** VALCV is the political arm of Virginia's conservation community. Help us build our strength in numbers and in dollars. Did this scorecard make you feel like you can make a more informed decision in next year's elections? Did our endorsements or mailings help inform your choices for last year's? If so, we invite you to support what we do. Donations can be made with check or credit card and online, by phone, or by mail. See the envelope insert for more information.



4. **Stay Informed.** Sign up online for your local Legislative Contact Team (LCT) and join our Conservation e-Action Virginia! (CAV!) email alert system. See [www.valcv.org](http://www.valcv.org) for more details.
5. **Vote for pro-Conservation Candidates.** Candidates who earn the VALCV endorsement are those who have demonstrated their commitment to conservation in Virginia. In addition to our involvement in state races, we assist local groups with electing pro-conservation candidates to their local Boards of Supervisors, City Councils, and other elected positions. When voting, please consider a candidate's conservation record and help us get pro-conservation candidates elected.

Notable Numbers

44

Number of legislators who introduced pro-conservation bills in 2008.



VIRGINIA LEAGUE OF CONSERVATION VOTERS

530 East Main Street, Suite 410  
Richmond, Virginia 23219

Phone: (804) 225-1902  
Fax: (804) 225-1904

VirLCV@aol.com  
[www.valcv.org](http://www.valcv.org)

**Executive Director**  
Lisa M. Guthrie

The Virginia League of Conservation Voters is a 501(c)(4) organization.

We depend on member contributions to help elect friends of conservation to state and local office. Funds for political purposes are directed to the VALCV Political Action Committee. Gifts to the Virginia League of Conservation Voters or its political action committee are not tax-deductible.

**2008 Scorecard Acknowledgements**

Photography Lynda Blair,  
Saltbox Primitives

Map Graphics Commonwealth of Virginia  
Division of Legislative Services

Graphic Design Nathan Archer & Tony Archer,  
Lorem Ipsum Design Studio  
[loremipsumdesign.com](http://loremipsumdesign.com)

Printed on Recycled Paper



VALCV BOARD & ADVISORY COUNCIL

**BOARD OF DIRECTORS**

John B. Jaske, Chairman  
Marcia de Garmo, President  
Leslie Cheek, III  
David Crowe  
Loren W. Hershey  
Nick Kotz  
Anna Logan Lawson  
Michael E. Liddick  
Austin Ligon  
Christopher G. Miller  
John W. Montgomery  
George L. Ohrstrom, II  
Jacqueline Ohrstrom  
Jean Perin  
Dick Raines  
Rab Thompson  
Tony Vanderwarker  
Martha Wingfield

**ADVISORY COUNCIL**

Jean Brown, *Scenic Virginia*  
Andy Fellows, *Clean Water Action*  
Patti Jackson, *Jackson Associates*  
Stella Koch, *Audubon Naturalist Society*  
Joe Maio, *Voters for Loudoun's Future*  
Chris Miller, *Piedmont Environmental Council*  
Jason Rylander, *Defenders of Wildlife*  
Stewart Schwartz, *Coalition for Smarter Growth*  
Jim Sharp, *Campaign Virginia*  
Michael Town, *Partnership Project*  
Doris Whitfield, *Sierra Club – Rappahannock Group*

*To the end that the people have clean air, pure water, and the use and enjoyment for recreation of adequate public lands, waters and other natural resources, it shall be the policy of the Commonwealth to conserve, develop and utilize its natural resources, its public lands and its historical sites and buildings. Further, it shall be the Commonwealth's policy to protect its atmosphere, lands, and waters from pollution, impairment or destruction for the benefit, enjoyment and general welfare of the people of the Commonwealth.*

*-Article XI, Virginia Constitution*



530 East Main Street, Suite 410 | Richmond, Virginia 23219

Phone: (804) 225-1902 | Fax: (804) 225-1904 | [VirLCV@aol.com](mailto:VirLCV@aol.com) | [www.valcv.org](http://www.valcv.org)